



2004 Sun Devil Baseball

ASU Media Relations
(P) 480-965-6594
(F) 480-965-5408
Baseball SID Contact: Jeff Evans
E-Mail: Jeff.Evans@asu.edu
Website: www.TheSunDevils.com

2004 Record: 37-13, 10-8 Pac-10
2004 Home Record: 25-9
2004 Road/Neutral Record: 12-4
2004 vs. Ranked Opponents: 13-3
ASU All-Time Record: 2,354-1,149-6
Head Coach: Pat Murphy (770-362-4)

2004 Schedule and Results

(37-13, 10-8 Pac-10)

DATE	OPPONENT	RESULT/TIME
2/6	Florida State (#18)	W, 2-1
2/7	Florida State (#18)	W, 10-9
2/8	Florida State (#18)	W, 12-6
2/13	CS Northridge^	W, 13-3
2/14	Utah^	W, 11-0
2/15	Oklahoma^	L, 0-6
2/16	Gonzaga	W, 10-7
2/20	Lamar#	L, 4-5
2/21	Memphis#	W, 7-0
2/22	Rice# (#1)	W, 3-1
2/24	Arizona (#16)	W, 4-0
2/27	UConn	W, 18-2
2/28	UConn	W, 16-5
2/29	UConn	W, 18-11
3/5	East Carolina (#18)	W, 7-6
3/6	East Carolina (#18)	W, 6-5
3/7	East Carolina (#18)	W, 7-5
3/12	Tulane (#11)	L, 3-5
3/13	Tulane (#11)	W, 11-3
3/14	Tulane (#11)	W, 5-1
3/16	Oklahoma State (#33)	W, 3-2
3/17	Oklahoma State (#33)	W, 16-6
3/19	California*	L, 7-9
3/20	California*	L, 8-20
3/21	California	W, 8-4
3/26	Washington*	L, 1-11
3/27	Washington*	W, 9-4
3/28	Washington*	L, 6-8
4/2	USC*	W, 10-3
4/3	USC*	L, 5-14
4/4	USC*	L, 3-10
4/8	Oral Roberts (#24)	L, 7-9
4/9	Oral Roberts (#24)	W, 5-1
4/10	Oral Roberts (#24)	L, 5-6
4/12	Arizona	W, 9-5
4/16	at UCLA*	W, 12-4
4/17	at UCLA*	W, 4-3
4/18	at UCLA*	L, 10-11
4/23	at Washington State*	W, 17-5
4/24	at Washington State*	W, 5-2
4/25	at Washington State*	L, 4-8
4/27	at Wichita State (#7)	W, 10-9
4/28	at Wichita State (#7)	W, 4-3
5/3	New Mexico State	W, 19-2
5/4	New Mexico State	W, 6-2
5/14	Oregon State*	W, 9-3
5/15	Oregon State*	W, 3-1
5/16	Oregon State*	W, 8-4
5/18	at New Mexico	W, 22-4
5/19	at New Mexico State	W, 12-5
5/21	at Arizona*	7 p.m.
5/22	at Arizona*	7 p.m.
5/23	at Arizona*	1 p.m.
5/28	at Stanford* (#1)	6 p.m.
5/29	at Stanford* (#1)	1 p.m.
5/30	at Stanford* (#1)	1 p.m.

* Pac-10 Game,

^ Coca-Cola Classic (Surprise, Ariz.)

Coca-Cola Rice Baseball Classic (Houston, Texas)

Sports Weekly/ESPN #13	Baseball America #19
Collegiate Baseball #17	BoysWorld RPI #3

Games 51-53



Arizona State Sun Devils (37-13, 10-8 Pac-10)

#13 Sports Weekly/ESPN; #17 Collegiate Baseball; #19 Baseball America; #3 BoysWorld RPI

Arizona Wildcats (27-21-1, 9-9 Pac-10)

Away 17-19



Tucson, Ariz. • Kindall Field at Sancet Stadium (6,500) • May 21-23, 2004

PROBABLE PITCHERS

May 21 at Arizona, 7 p.m. PST

ASU - Jeff Mousser, RHP (5-3, 3.57 ERA)

ARIZ - Koley Kolberg, RHP (7-5, 4.43 ERA)

May 22 at Arizona, 7 p.m. PST

ASU - Jason Urquidez, RHP (10-2, 2.94 ERA)

ARIZ - Kevin Guyette, RHP (6-5, 6.93 ERA)

May 23 at Arizona, 1 p.m. PST

ASU - Brett Bordes, LHP (3-0, 6.00 ERA)

ARIZ - John Meloan, RHP (6-0, 4.95 ERA)

ASU vs. ARIZONA

All-Time Record vs. ARIZ: 186-219

ASU-UA since 1959 (varsity): 163-102

ASU-UA during Murphy Era: 32-15

NATIONAL RANKINGS

Arizona State (37-13) is ranked No. 13 in the ESPN/Sports Weekly Coaches poll, No. 17 by Collegiate Baseball and No. 19 by Baseball America. It marks the 94th straight week the Sun Devils have been ranked in the national polls dating back to the start of the 2000 season. ASU also owns the No. 3 projected RPI (BoysWorld.com) in the nation.

MEDIA EXPOSURE

All three games of the Arizona-ASU series will be broadcast on the radio on KDUS 1060 AM in the Phoenix area. Conflicts may arise with the NHL playoffs, so please check your local listings. Tim Healey and Bob Eger will bring you all the action from the Kindall Field Press Box. Friday's game will be televised locally on AZ-TV and nationally on CSTV (Mike Crispino PBP, Kevin Stocker Color). All three games can also be followed via GameTracker at www.TheSunDevils.com.

DID YOU KNOW?

ASU has won nine straight games and 14 of its last 16 heading into this weekend... the Devils have also won eight of their last 10 road games and have won both Pac-10 road series this year... Travis Buck is in the midst of a career-high 13-game hitting streak (.407, 22-for-54)... ASU has won five straight against Arizona and 14 of the last 17 dating back to 2000... Dustin Pedroia is hitting .411 with 22 doubles and 11 home runs... head coach Pat Murphy needs three more wins for 400 in his ASU career (10th year).

What's On Tap:

The No. 13 Arizona State Sun Devils (37-13, 10-8 Pac-10) continue its tour of the Southwest this weekend with a crucial three-game Pac-10 series at rival Arizona (May 21-23) at Kindall Field in Tucson. ASU enters the series riding a nine-game win streak and has won 14 of the last 16 overall. Arizona (27-21-1, 9-9 Pac-10) has won four of their last five games and is coming off a series win over No. 1 Stanford. The Devils are coming off a pair of impressive wins at New Mexico (22-4) and New Mexico State (12-5) to start the regular season ending eight-game road trip. Following the series in Tucson, ASU will travel to the Bay Area to face the Cardinal.

Devils Riding Nine-Game Win Streak:

With a pair of impressive offensive performances against New Mexico and New Mexico State, the Sun Devils extended their winning streak to nine games. ASU scored 34 runs and tabbed 40 hits between the two games and have now won 14 of its last 16 games. The Devils are hitting .363 (119-for-328) with 37 extra base hits and are averaging 10.3 runs per game during the season-high tying win streak. The pitching staff has combined for a 3.33 ERA during the streak with 86 strikeouts in 81.0 IP. The streak includes a pair of road wins at No. 7 Wichita State and a series sweep of Pac-10 foe Oregon State.

Quick Hits:

- Of ASU's 50 games this season, 27 have been played against teams that have been ranked or are currently ranked.
- Junior shortstop Dustin Pedroia has hit safely in 43 of 50 games and leads the Pac-10 hitting .411 with 22 2B.
- The Devils have used 43 different starting batting lineups and 32 different positional lineups this season.
- Josh Asanovich is third on the team hitting .366 and is 17-for-35 (.486) in his last 11 games.
- Jason Urquidez is tied for the league lead with 10 wins (10-2) and is also third with a 2.94 ERA (80 K, 80.2 IP).
- The Devils have been ranked in 94 consecutive national polls dating back to the start of the 2000 season.
- Freshman closer Zechry Zinicola has two wins and five saves in his last 11 outings (0.96 ERA, 22 K).
- 10th year head coach Pat Murphy needs three (3) more wins to record his 400th as a Sun Devil.
- Jeff Mousser is 4-0 in his last five starts to improve to 5-3 and is fourth in the Pac-10 with a 3.57 ERA.
- Travis Buck is hitting .358 with eight home runs and was 5-for-7 against UNM/NMSU. 13-game hit streak.
- ASU holds the No. 3 projected RPI in the nation (www.BoysWorld.com) and is 13-3 against top 25 teams.
- Nick Walsh is third in the league batting .442 in Pac-10 play and is hitting .437 (31x71) in his last 20 games.
- LHP Erik Averill is 4-1 with one save and a 3.99 ERA as a reliever (2-0, 1.38 ERA in last six relief app.).
- ASU is 24-3 this season when the starting pitcher goes five or more innings.
- The Devils have made one or less errors in 36 of 50 games and no errors in 17 games (.973 FLD%).
- Led by six from Zinicola, ASU's 17 saves are the most by a Sun Devil squad since 1990 (22).



ARIZONA STATE UNIVERSITY

Sun Devil Baseball 2004

2004 National Polls

Baseball America (5/17)

1.	Stanford	39-9
2.	Texas	46-10
3.	Rice	38-9
4.	Louisiana State	38-14
5.	South Carolina	39-13
6.	Miami	37-11
7.	East Carolina	45-8
8.	Long Beach State	36-13
9.	Mississippi	38-15
10.	Notre Dame	42-9
11.	Tulane	37-15
12.	Arkansas	35-18
13.	Florida	37-16
14.	Washington	32-16
15.	Texas A&M	38-15
16.	Oral Roberts	42-8
17.	Southern Mississippi	39-13
18.	Oklahoma	34-18
19.	Arizona State	35-15
20.	Virginia	40-11
21.	Georgia Tech	34-17
22.	Cal State Fullerton	33-20
23.	Georgia	35-17
24.	Central Florida	39-12
25.	North Carolina	36-15

Sports Weekly/ESPN (5/17)

1.	Stanford	39-9
2.	Rice	38-9
3.	Texas	46-10
4.	Miami	37-11
5.	Louisiana State	38-14
6.	South Carolina	39-13
7.	East Carolina	45-8
8.	Long Beach State	36-13
9.	Texas A&M	38-15
10.	Mississippi	38-15
11.	Notre Dame	42-9
12.	Tulane	37-15
13.	Arizona State	35-13
14.	North Carolina	36-15
15.	Florida	37-16
16.	Southern Mississippi	39-13
17.	Virginia	40-11
18.	Wichita State	38-13
19.	Arkansas	35-18
20.	Oral Roberts	42-8
21.	Washington	32-16-1
22.	Georgia Tech	34-17
23.	Georgia	35-17
24.	Cal State Fullerton	33-20
25.	Florida State	34-19

Collegiate Baseball (5/17)

1.	Stanford	39-9
2.	Texas	46-10
3.	Rice	38-9
4.	East Carolina	45-8
5.	Miami, Fla.	37-11
6.	Notre Dame	42-9
7.	Virginia	40-11
8.	Georgia	35-17
9.	LSU	38-14
10.	Georgia Tech	34-17
11.	Long Beach State	36-13
12.	Mississippi	38-15
13.	Washington	32-16-1
14.	Oral Roberts	42-8
15.	Arkansas	35-18
16.	South Carolina	39-13
17.	Arizona State	35-13
18.	Florida	37-16
19.	North Carolina	36-15
20.	Central Florida	39-12
21.	Oklahoma	34-18
22.	Florida State	34-19
23.	Cal State Fullerton	33-20
24.	Tulane	37-15
25.	Wichita State	38-13

Pedroia For National Player of the Year:

Junior shortstop Dustin Pedroia is a leading candidate for Pac-10, National Player of the Year honors and the prestigious Golden Spikes Award. Through 50 games, Pedroia leads the Pac-10 and is 22nd in the NCAA hitting .411 (85-for-207) with 68 runs scored, 22 doubles, nine home runs and 48 RBI. He has hit safely in 43 of ASU's 50 games, including 25 multi-hit affairs and four games with two or more doubles. Pedroia also leads the Pac-10 in runs scored (68), hits (85), doubles (22), on-base percentage (.514) and is third with a .657 slugging percentage. As a sophomore, Pedroia hit .404 (120-for-297) and was named the Pac-10 Co-Player of the Year. He led the NCAA with 34 doubles, setting the ASU and Pac-10 single-season record and tied for third all-time in the NCAA record books. With 22 doubles this season, Pedroia now has 69 in his career, ranking fourth in the ASU career record books. He also has recorded 287 hits to rank fourth and his career .388 batting average (287-for-740) ranks tied for sixth in the ASU record books. He has played and started all 176 games of his Sun Devil career and has recorded at least one hit in 150 games (85%). He has also recorded 93 career multi-hit games and is a .391 career hitter in 66 Pac-10 games (113-for-289). He was a two-year starter for the USA Baseball National Team and was named to the all-tournament team in the 2003 Pan American Games in Santo Domingo, Dominican Republic. Here is a look at Pedroia's season/career highlights and statistics:

- Hitting .411 overall (85-for-207) with 22 doubles, nine home runs, 48 RBI and a .514 on-base percentage.
- Leads the Pac-10 in several categories, including hitting (.411), runs (68), hits (85), doubles (22) and is second in assists (162).
- Current five-game hitting streak (.400, 8-for-20) and has hit safely in 11 of his last 12 games and 15 of his last 17.
- Has hit safely in 43 of 50 games this season and 150 of 176 in his career. Leads the team with 32 extra base hits.
- Has a pair of 10-game hitting streaks this season and seven career streaks of 10 or more games.
- Leads the team with nine home runs and has 14 in his career. Entered the season with only five career homers.
- Has recorded 25 multi-hit games this season and 93 in his career. He has nine three-hit games and four, four-hit contests this season.
- Rated as the No. 28 overall position player by Baseball America for the 2004 MLB Draft.
- A career .388 (287-for-740) hitter to rank fourth in hits (287) and tied for sixth in batting average in the ASU record books.
- Has hit 69 career doubles, ranking fourth in the ASU career record books. He needs two more doubles to rank third.
- Set the ASU and Pac-10 single-season record with 34 doubles in 2003. Old ASU record was 30 by Chris Bando in 1978.
- Named the 2003 Pac-10 Co-Player of the Year with Stanford's Ryan Garko and was a first-team All-American.
- Played for the USA Baseball National Team in 2002 and 2003, leading Team USA to a bronze medal in the Pan Am Games.
- Named the 2003 Defensive Player of the Year, he has a career .975 fielding percentage with only 20 errors in 787 total chances.
- Played for the USA Baseball National Team in 2002 and 2003, leading Team USA to a bronze medal in the Pan Am Games.

Year	Avg	GP-GS	AB	R	H	2B	3B	HR	RBI	BB	SO	SB-ATT
2002	.347	58-58	236	51	82	13	2	1	45	24	19	5-9
2003	.404	68-68	297	83	120	34	3	4	52	36	13	3-7
2004	.411	50-50	207	68	85	22	1	9	48	41	10	6-11
TOTAL	.388	176-176	740	202	287	69	6	14	145	101	42	14-27

Pedroia Times Two:

Junior shortstop Dustin Pedroia is a doubles machine. Through ASU's first 50 games, Pedroia has 22 doubles to lead the Pac-10 and ranks 11th in the nation (0.44 doubles per game). Pedroia set an ASU and Pac-10 record while leading the NCAA with 34 doubles in 2003. Pedroia ranks fourth in school history with 69 career doubles.

Pedroia Inching Towards 300:

With 287 career hits, junior shortstop Dustin Pedroia ranks fourth in school history and is only 13 hits short of the 300 mark. With 13 more hits, he will become only the fourth Sun Devil to reach 300 hits in a career and the first to do so in three or less seasons. Pedroia is also ninth in the ASU record books with 740 career at-bats and has never missed a game in his Sun Devil career (176 games). The all-time school record is 322 set by Clay Westlake from 1973-76.

2004 ARIZONA STATE BASEBALL PROJECTED STARTING LINEUP

Arizona State Sun Devils (37-13 Overall, 10-8 Pac-10)

Batting Order	No.	Name (B/T)	Pos	Ht	Wt	Yr	Notes/Key Stats
1	2	Dustin Pedroia (R/R)	SS	5-8	180	Jr.	Leads Pac-10 hitting .411 with 22 2B, 48 RBI.
2	4	Travis Buck (L/R)	RF	6-3	210	So.	5-for-7 last 2. Hitting .358 with 8 HR, 53 RBI.
3	11	Jeff Larish (L/R)	LF	6-2	195	Jr.	Hits in 14 of last 16 games. .294 with 4 HR, 41 RBI.
4	37	Zechry Zinicola (R/R)	1B	6-1	205	Fr.	Two-way player who is hitting .274 with 3 HR, 22 RBI.
or	16	Nick Cadena (R/R)	DH	6-1	200	So.	Power to all fields. Hitting .239 with 3 HR and 11 RBI.
or	19	Joel Bocchi (R/R)	DH	5-11	190	Jr.	Hitting .316 with 3 2B and 13 RBI. 4-for-9 as pinch-hitter.
or	17	Ryan McKenna (L/R)	DH	5-10	175	Jr.	Hot going 5-for-9 in last 2. .324-1 HR-7 RBI.
5	15	Josh Asanovich (R/R)	3B	6-0	190	Jr.	ASU's hottest hitter going 17-for-35 in last 11 games.
6	39	Tuffy Gosewisch (R/R)	C	5-10	185	Jr.	Johnny Bench Candidate hitting .355 with 42 RBI.
7	9	Colin Curtis (L/L)	CF	6-0	190	Fr.	Hitting .305 with five HR and 35 RBI. Freshman AA.
8	10	Joe Persichina (L/R)	2B	6-0	180	Fr.	Hitting .323 with 6 2B, 20 RBI. Can play 1B or 2B.
or	32	Chris Cook (R/R)	1B	6-5	215	Jr.	Backup first baseman hitting .333 with 5 HR, 21 RBI.
9	20	Nick Walsh (L/R)	DH	5-7	176	Sr.	Leads team hitting .442 in Pac-10 play. .368 overall.
or	6	Seth Dhaenens (L/R)	3B	6-1	175	Fr.	Solid defense at hot corner. Hitting .271 overall.

Probable Pitching Rotation:

Day	No.	Name	Pos	Ht	Wt	Yr	Notes/Key Stats
---	35	Jeff Mousser	RHP	6-2	215	Sr.	Senior transfer (BYU). 5-3, 3.57 ERA (4th in Pac-10)
---	34	Jason Urquidez	RHP	6-1	165	Jr.	10-2, 2.94 ERA, 80 K. Tied for league lead with 10 wins.
---	49	Brett Bordes	LHP	5-10	175	So.	3-0, 6.00 ERA. 5.0 IP, 2 R in last start vs. OSU.
Rel	40	Pat Bresnehan	RHP	6-1	205	Fr.	Reliever who is 3-2 with five saves and 5.17 ERA.
Rel	37	Zechry Zinicola	RHP	6-1	205	Fr.	Moved back to closer role. 2 W, 5 SV in last 11 games.
Rel	45	Erik Averill	LHP	6-2	190	So.	Veteran lefty who is 4-2 with 4.81 ERA this year.
Rel	21	Quentin Andes	RHP	6-2	194	Fr.	4-1 with two SV and 5.18 ERA in 17 G (24.1 IP).

*Rotation/Starting Lineup Subject to Change



Sun Devil Baseball 2004

Pole Position:

Coming off a two-game sweep on the road at New Mexico and New Mexico State, and winners of 14 of the last 16 games, Arizona State remains a consensus top 20 team. The Devils are ranked No. 13 in the ESPN/Sports Weekly Coaches poll, No. 17 by *Collegiate Baseball* and No. 19 by *Baseball America*. Ranked in the coaches poll every week this season, ASU has extended a streak of 94 consecutive weeks in the national rankings dating back to the start of the 2000 season. ASU entered the 2004 season ranked in all four of the national preseason polls (#7 CB, #10 SW, #11 NCBWA, #18 BA). ASU finished the 2003 season with a 54-14 record and earned a consensus top 10 ranking in all four national polls.

Dominating the Arizona Baseball Rivalry:

Arizona and Arizona State are the only two division I baseball programs in the state of Arizona and have met 405 times since 1907. While Arizona leads the overall rivalry 219-186, ASU leads the series 163-102 since the school officially adopted the program as a varsity sport in 1959. Additionally, ASU has dominated the rivalry in recent years, winning 14 of the last 17 games since 2000. The Sun Devils have won five straight against Arizona, including a pair of non-conference wins earlier this season in Tempe at Packard Stadium. Since head coach Pat Murphy took over the program in 1995, ASU is 32-15 (.681) and has never lost a season series to the Wildcats. ASU swept the series from Arizona last year by a combined score of 36-4.

Offensive Explosion in New Mexico:

The Devils are coming off an impressive pair of road wins in the state of New Mexico. ASU recorded season highs in hits (26), runs (22) and tied a season high with four home runs in Tuesday's 22-4 win over New Mexico. ASU then backed up the win with a 14-hit, 12-5 victory over one of the NCAA's top offensive teams in the New Mexico State Aggies. Between the pair of road wins, ASU hit .440 (40-for-91), combining for 40 hits, 34 runs and 13 extra base hits. Sophomore outfielder Travis Buck went 5-for-7 (.714) in the two games and junior outfielder Ryan McKenna was 5-for-9 (.556). Junior All-American Dustin Pedroia went 4-for-10 (.400) with five RBI and junior Chris Cook hit a pair of home runs and totaled nine RBI. Despite playing in a pair of hitter friendly ballparks, the pitching staff combined to allow only nine runs in the two tilts for a 4.50 ERA.

Buck Providing Power and Production:

Sophomore right fielder Travis Buck leads the team with 53 RBI and is fourth on the team hitting .358 (67-for-187). He is also second on the team with eight home runs and has a .567 slugging percentage. He is amongst the league leaders in RBI (53), runs scored (53), stolen bases (10) and walks (38). He has hit safely in 40 of 50 games this season and has recorded 18 multi-hit games. He was one of ASU's hottest hitters on the road swing through New Mexico, going 5-for-7 (.714). Buck is currently in the midst of a career-high 13-game hitting streak, going 22-for-54 (.407) with 15 runs and eight RBI during the stretch of games dating back to April 18 at UCLA. Additional, Buck has hit safely in 16 of his last 17 games and 21 of his last 25. He also leads the team with five outfield assists and is 10-for-12 stealing bases. He was named Pac-10 Player of the Week and the Collegiate Baseball/Louisville Slugger National Player of the Week after going 10-for-12 (.833) with 13 RBI in the three-game series against UConn (2/27-29). Buk is a career .340 (145-for-426) hitter with 12 home runs, 112 runs scored and 99 RBI.

Pedroia Eyes Triple Crown:

Junior shortstop Dustin Pedroia has been named one of 30 semifinalists for the Rotary Smith College Baseball Player of the Year award and is aiming for the possible team triple crown. Pedroia currently leads the team hitting .411 (85-for-207) and also paces the team with nine home runs. Pedroia's 48 RBI are only five behind teammate Travis Buck. Former All-American catcher Casey Myers was the last Sun Devil to lead the team in all three categories in 2001 when he hit .395 with seven home runs and 69 RBI.

Buck Repeats As Pac-10 Player of the Week:

After going 5-for-10 with home runs in all three games against East Carolina, Travis Buck earned his second consecutive Pac-10 Player of the Week award. With his third career Pac-10 POW award, he became the 16th conference player to repeat and first since 1998 when Cal's Xavier Nady earned the award in consecutive weeks in 1998 (Apr. 27, May 4). He is the first Sun Devil since Oddibe McDowell in 1984 to earn back-to-back conference honors.

Buck Invited to USA Baseball National Team Trials:

Travis Buck has been invited to the USA Baseball National Team Trials for the second straight year. The sophomore outfielder was one of the first 19 players invited to attend the tryouts in Durham, N.C., in mid June. ASU ranks eighth for producing players to USA Baseball and has had at least one player on Team USA in five of the last six years. Juniors Dustin Pedroia and Jeff Larish helped the 2003 Team USA squad to a silver medal at the Pan Am Games in Santo Domingo, Dominican Republic.

Flashing The Leather:

The Sun Devils have won 14 of their last 16 games and much of it is because of solid defense. While ranking second in the Pac-10 with a .973 fielding percentage, ASU also ranks 30th in the NCAA (out of 285 schools). ASU has played errorless in the field this year in 17 games, including three of the last five games. While going 14-2 in the last 16, ASU has a .982 FLD% with only 11 errors in 617 chances.

Asanovich Heating Up:

Junior infielder Josh Asanovich has raised his batting average 110 points from .256 (3/17) to its current mark of .366 by going 31-for-72 (.425) in his last 24 games. Asanovich has three home runs and 29 RBI while seeing action in 40 games (32 starts). He is riding a current nine-game hitting streak in which he is hitting .517 (15-for-29).

ASU HEAD COACH

Pat Murphy



Since inheriting the Sun Devil program in August of 1994, Arizona State Baseball Head Coach Pat Murphy has carefully nurtured the tradition of excellence in Tempe, at the same time establishing

himself as one of the top collegiate head coaches in the nation. He has guided Arizona State to top-12 national rankings in four of the past seven seasons, including an appearance in the 1998 College World Series national championship game. Murphy has combined to go 397-191-1 in his 10 seasons in Tempe and posts an all-time 28-20 record in NCAA Tournament action. He has a career 770-362-4 record in 19 seasons as a head coach. Murphy recorded his 700th victory at the Division I level on April 2, 2004 in a 10-3 win over USC. In 17 seasons split between Notre Dame and ASU, Murphy has averaged over 40 wins per season. ASU has been ranked in 94 straight national polls under Murphy. ASU also set an NCAA record scoring in 506 straight games.

Month by Month at ASU:

January	40-4
February	100-34
March	97-64-1
April	95-55
May	61-30
June	4-5

Pat Murphy at ASU

Record at ASU	397-191-1
Pac-10	145-112
Non-Conference	249-79-1
NCAA Tournament	19-12

Opening Day Record	9-1 (16-1 overall)
Earliest Start	Jan. 15, 1999 (Utah)
Latest Start	Feb. 6, 2004 (Florida State)

Pat Murphy Year-by-Year

Career Record: 770-362-4/19th season
Division I Record: 715-307-2/17th season
Arizona State Record: 397-191-1/10th season

Year	School	Overall
2004	Arizona State	37-13
2003	Arizona State	54-14
2002	Arizona State	37-21
2001	Arizona State	37-20-1
2000	Arizona State	44-15
1999	Arizona State	39-21
1998	Arizona State	41-23
1997	Arizona State	39-22
1996	Arizona State	35-21
1995	Arizona State	34-21
1994	Notre Dame	46-16
1993	Notre Dame	46-16
1992	Notre Dame	48-15
1991	Notre Dame	45-16
1990	Notre Dame	46-12
1989	Notre Dame	48-19-1
1988	Notre Dame	39-22
1987	Claremont-Mudd Scripps	21-18-1
1986	Claremont-Mudd Scripps	24-16
1983	Maryville (Tenn.)	10-21-1



Sun Devil Baseball 2004

The Pedroia Record Watch

Career Batting Average:

1. Kevin Romine (1981-82)	408
2. Hubie Brooks (1977-78)	396
3. Willie Bloomquist (1997-99)	394
4. Mike Sodders (1980-81)	389
5. Dan McKinley (1995-97)	389
6. Chris Bando (1975-78)	388
Dustin Pedroia (2002-P)	388
8. Bob Horner (1976-78)	384
Casey Myers (1998-2001)	384
10. Roger Schmuck (1970-71)	381

Career Doubles:

1. Clay Westlake (1973-76)	88
2. Andrew Beinbrink (1996-99)	75
3. Antone Williamson (1992-94)	70
4. Dustin Pedroia (2002-P)	69
5. Casey Myers (1998-2000)	64

Career Hits:

1. Clay Westlake (1973-76)	322
2. Andrew Beinbrink (1996-99)	318
3. Casey Myers (1998-2001)	313
4. Dustin Pedroia (2002-P)	287
5. Gary Atwell (1970-73)	286
6. Mikel Moreno (1995-98)	277
7. Antone Williamson (1992-94)	264
8. Bob Horner (1976-78)	262
9. Dan Rumsey (1986-89)	261
10. Rick Peters (1974-77)	251
11. Barry Bonds (1983-85)	247

Single-Season Doubles:

1. Dustin Pedroia, 2003	34
2. Chris Bando, 1978	30
3. Antone Williamson, 1993	29
Steve Willis, 1988	29
5. Clay Westlake, 1976	26

Single-Season Hits:

1. Paul Lo Duca, 1993	129
2. Hubie Brooks, 1978	126
3. Kevin Romine, 1982	121
4. Dustin Pedroia, 2003	120

National/Pac-10 Awards

Pac-10 Player of the Week:

Dustin Pedroia	Feb. 24
Travis Buck	Mar. 2
Travis Buck	Mar. 8

Pac-10 Pitcher of the Week:

Jason Urquidez	Feb. 24
----------------------	---------

National Player of the Week:

Urquidez (Feb. 24)	Collegiate Baseball
Urquidez (Feb. 25)	NCBWA/CBI
Buck (Mar. 1)	Collegiate Baseball
Buck (Mar. 3)	CBI (West Region)

Golden Spikes Award Watch List:

Dustin Pedroia

Rotary Smith Award Semifinalist:

Dustin Pedroia

Clemens Award Watch List:

Jason Urquidez

Johnny Bench Award Watch List:

Tuffy Gosewisch

The .400 Club

Player	Avg.	Year
Paul Lo Duca	.446	1993
Mark Ernster	.439	1999
Roger Schmuck	.434	1971
Hubie Brooks	.432	1978
Mike Sodders	.424	1981
Dan McKinley	.423	1997
Chris Bando	.415	1978
Willie Bloomquist	.414	1998
Casey Myers	.412	2000
Bob Horner	.412	1978
Dustin Pedroia	.411	2004
Kevin Romine	.410	1981
Kevin Romine	.406	1982
Ken Landreaux	.406	1976
Oddibe McDowell	.405	1984
Dustin Pedroia	.404	2003
Andrew Beinbrink	.402	1999

The Series History

Arizona State vs. Arizona (since 1995)

Date	ASU W/L	Score	Site
3/3/95	L	8-9	Tucson
3/4/95	W	5-2	Tempe
3/5/95	W	11-7	Tempe
4/21/95	W	7-0	Tempe
4/22/95	W	6-4	Tucson
4/23/95	L	6-7	Tucson
3/22/96	W	8-7	Tempe
3/23/96	W	16-11	Tempe
3/24/96	L	7-15	Tempe
5/11/96	L	13-14	Tucson
5/12/96	W	20-16	Tucson
5/13/96	W	16-3	Tucson
3/21/97	W	8-6	Tucson
3/22/97	L	4-5	Tucson
3/23/97	W	11-7	Tucson
4/25/97	W	7-5	Tempe
4/26/97	L	4-6	Tempe
4/27/97	L	3-8	Tempe
4/3/98	W	4-3	Tucson
4/4/98	W	20-12	Tucson
4/5/98	W	12-4	Tucson
4/24/98	L	7-8 (10)	Tempe
4/25/98	W	16-13	Tempe
4/26/98	L	9-10	Tempe
2/26/99	L	8-9	Tucson
2/27/99	W	11-9	Tucson
2/28/99	W	18-3	Tucson
5/14/99	L	5-13	Tempe
5/15/99	W	22-9	Tempe
5/16/99	L	2-6	Tempe
3/3/00	W	9-7	Tempe
3/4/00	W	32-3	Tempe
3/5/00	W	14-8	Tempe
5/19/00	L	11-19	Tucson
5/20/00	W	11-4	Tucson
5/21/00	W	24-10	Tucson
4/27/01	W	7-4	Tempe
4/28/01	L	1-3	Tempe
4/29/01	W	6-5 (11)	Tempe
3/22/02	W	9-7	Tucson
3/23/02	W	10-6	Tucson
3/24/02	L	1-10	Tucson
5/23/03	W	5-2	Tempe
5/24/03	W	16-0	Tempe
5/25/03	W	15-2	Tempe
2/24/04	W	4-0	Tempe
4/12/04	W	9-5	Tempe

Series Totals (*95-P): 32-15 (ASU leads)

In Tempe: 18-8 (ASU leads)

In Tucson: 14-7 (ASU leads)

Arizona State Career Stats vs. Arizona Wildcats:

Player	Avg.	G	AB	R	H	RBI	2B	3B	HR	SB
Asanovich	.500	1	2	1	1	2	0	0	0	2
Bocchi	.100	6	10	1	1	0	1	0	0	0
Buck	.273	4	11	3	3	2	0	0	0	2
Cadena	.000	2	2	0	0	0	0	0	0	0
Curtis	.250	2	4	0	1	1	0	0	0	0
Dhaenens	.000	1	4	0	0	0	0	0	0	0
Gosewisch	.263	7	19	1	5	5	1	0	0	0
Larish	.480	7	25	7	12	4	5	0	1	1
McKenna	.333	4	6	0	2	1	0	0	0	0
Pedroia	.457	8	35	9	16	4	4	0	0	1
Persichina	.429	2	7	2	3	2	0	0	0	0
Schoenberger	.000	1	1	0	0	0	0	0	0	0
Walsh	.357	11	28	7	10	3	2	0	0	0
Zinicola	.000	2	3	1	0	0	0	0	0	0

Player	ERA	W-L	SV	G	IP	H	R	ER	BB	SO
Averill	0.84	1-0	0	2	10.2	11	1	1	3	10
Bordes	1.35	1-0	0	2	6.2	3	1	1	5	11
Bresnehan	7.20	0-0	1	2	5.0	5	4	4	4	6
Cassa	0.00	1-0	0	1	1.2	0	0	0	0	3
Mousser	2.84	1-0	0	1	6.1	6	2	2	2	9
Zinicola	0.00	0-0	1	1	1.2	2	0	0	0	5

Mousser played Arizona in 2003 with BYU



Sun Devil Baseball 2004

Last Year Against Arizona:

The Sun Devils swept the regular season ending Pac-10 last year from the Wildcats by a combined score of 36-4. ASU beat the then No. 15 Wildcats by scores of 5-2 (5/23/03), 16-0 (5/24/03) and clinched the sweep with a 15-2 victory (5/25/03). Current Oakland A's top prospect went 6-for-12 (.500) with five runs, two triples, three home runs and seven RBI to earn Pac-10 Player of the Week honors. Jeff Larish also had a good series at the plate, going 8-for-11 (.727) with four doubles and one home run. LHP Erik Averill had one of the best starts of his freshman All-America campaign, scattering seven hits in seven shutout innings.

Urquidez Dominating On The Mound:

Junior right-handed pitcher Jason Urquidez is tied for the Pac-10 lead with 10 wins, ranking in the top 10 in the NCAA. The junior college transfer from Central Arizona College is 10-2 with a team-leading 2.94 ERA in 16 games this season. In addition to leading the league in wins, he is also amongst the league leaders in strikeouts (80) and opponents batting average (.249). Urquidez struck out a career-high 12 batters in 8.1 innings in his last start against Oregon State (5/15) and has 19 strikeouts in his last two games (13.1 IP). Here is a look at Urquidez's game-by-game breakdown:

2004	Opp	S/R	W/L	IP	H	R	ER	BB-SO	Pitches
2/8	FSU (#18)	S	W	5.0	6	1	1	3-9	94
2/14	Utah	S	W	6.0	3	0	0	2-7	85
2/22	Rice (#1)	S	W	9.0	3	1	1	2-7	139
2/29	UConn	S	W	3.0	3	1	1	1-1	37
3/6	ECU (#18)	S	W	7.0	5	4	3	3-4	116
3/13	Tulane (#11)	S	W	5.2	4	1	1	5-5	103
3/20	California	S	L	1.1	4	3	3	2-0	42
3/26	Washington	S	L	4.1	5	5	3	4-6	77
4/2	USC	S	W	8.1	7	3	3	6-7	141
4/9	Oral Roberts	S	W	7.0	5	1	1	2-6	123
4/17	UCLA	S	---	4.0	8	3	3	0-2	73
4/24	Washington State	S	---	6.1	7	2	2	1-4	115
4/27	Wichita State	R	---	1.0	1	1	1	2-1	27
4/28	Wichita State	R	---	1.1	3	2	2	1-2	36
5/3	New Mexico St.	S	W	5.0	2	1	1	2-7	69
5/15	Oregon State	S	W	8.1	9	1	1	2-12	133
Season Totals:		16	10-2	82.2	75	30	27	38-80	---

Mousser Unbeaten In Last Five Starts:

Senior right-handed pitcher Jeff Mousser has been impressive in his last five starts, turning a dismal 1-3 start into a 5-3 record behind a five-game unbeaten streak. Mousser ranks fourth in the Pac-10 with a 3.57 ERA and is also ranked in the top 10 with an opponents batting average of .249. In his last five starts he has allowed 26 hits and only nine earned runs for an impressive 2.56 ERA (31.1 IP). The senior transfer from BYU has made 14 starts this season and has one complete-game. The Tempe native prepped at Marcos de Niza High School.

Mousser Has Success Against Arizona:

Senior right-handed pitcher Jeff Mousser is schedule to start the series opener Friday night against Arizona. Mousser is unbeaten in his last five starts (4-0) to improve his season record to 5-3 with a 3.57 ERA. Mousser transferred to ASU from BYU during the offseason. As a BYU Cougar, Mousser was 1-0 against Arizona, defeating the Wildcats on opening day of 2003 giving up six hits and two runs in 6.1 innings.

Devils No. 3 in Projected RPI:

In the May 18 release of the projected RPI on www.Boydsworld.com, Arizona State remained at No. 3 in the nation behind Miami, Fla. (37-11) and Texas (46-10). The Devils have been ranked as high as No. 1 (3/15) and for the third straight week are ranked in the top five. The NCAA uses the rating system to help determine selections and seedings for postseason play. Boyd Nation has come up with an RPI index that has proven to be an accurate depiction of the same RPI the NCAA uses. Behind a season-high-tying nine-game wins streak, the Devils are 37-13 this season and has played arguably the toughest schedule in the nation. ASU has 14 of the top 50 teams in this week's RPI ratings on the 2004 slate. Here is the top 10 in the latest pseudo RPI:

Rank	Team	W-L	Rating
1.	Miami, Fla.	37-11	.656
2.	Texas	46-10	.655
3.	Arizona State	37-13	.638
4.	South Carolina	39-13	.630
5.	LSU	38-14	.629
6.	Florida	37-16	.625
7.	Mississippi	38-15	.624
8.	Rice*	38-9	.623
9.	Virginia	40-11	.617
10.	Stanford*	39-9	.616

*ASU opponent in 2004

Saving The Day:

Through 50 games, the Sun Devil pitching staff has recorded 17 saves. The 17 saves lead the Pac-10 and are the most by an ASU squad since recording 22 in 1990. 15 of the 17 saves are by freshman pitchers, with closer Zechry Zinicola leading the way with six saves. Zinicola, who has two wins and five saves in his last 11 outings (0.96 ERA, 22 K), ranks tied for second in the ASU freshman record books with former All-American and major leaguer Ryan Bradley (1995). Freshman RHP Pat Bresnehan also has five saves to rank fourth in the ASU freshman annals.

More Freshman Records:

In addition to Zinicola and Bresnehan appearing in the freshman record books, center fielder Colin Curtis is also making his way into the record books. Curtis is hitting .305 (51-for-167) and needs four more hits to crack the freshman top 10. His 10 stolen bases are tied for the team lead (Travis Buck) and already fifth most in freshman school history. He is also eighth with five home runs.

2004 Statistical Comparison

Category	ASU	ARIZ
Games	50	49
Average	.329	.315
Runs	414	353
Hits	574	542
2B	121	92
3B	6	29
HR	44	47
SB	47	60
SLG%	.481	.483
ERA	4.35	5.18
SO	389	339
BB	218	203

Devils in the Polls...

	BA	SW	CB	NCBWA
PS	18	10	7	11
2/9	17	7	7	8
2/16	16	7	7	8
2/23	12	7	7	8
3/1	10	6	6	7
3/8	8	6	5	7
3/15	8	6	5	7
3/22	9	8	9	9
3/29	14	10	17	9
4/5	23	15	21	13
4/12	NR	21	NR	33
4/19	NR	18	NR	RV
4/26	NR	18	NR	33
5/3	20	14	17	30
5/10	19	14	17	26
5/17	19	13	17	24
5/24	---	---	---	---
Final	---	---	---	---

ASU Quick Facts/Notes

2004 Team Information

Letterman Returning/Lost	10/16
Pitchers	2/10
Position Players	8/6
Starters Returning/Lost	9/13
Top Pitchers	2/7
Top Position Players	7/6
Newcomers	21

2003 in Review

Record	54-14
Home	31-7
Away	23-7
Pac-10 Record (Finish)	16-8 (2nd)
Home	8-4
Away	8-4
Final Rankings	7 (BA), 9 (SW), 10 (CB)

Arizona State Postseason History

NCAA Appearances	27
NCAA Record	128-53 (.707)
CWS Appearances	18
National Championships	5
CWS Runner-Up Finishes	5
Last CWS Appearance	1998 (2nd)
College World Series Record	55-30 (.647)
Regional Titles (last)	13 (2003)

Baseball History

All-Time Record	2,354-1,149-6
Early Record	333-338-5
Modern Record	2,021-804-1
Packard Stadium	843-244-1 (31)
Best Record All-Time	59-8 (1973)
School Record Wins in a Season	65 ('76)

Media Relations Information

Baseball Contact	Jeff Evans
Evans' E-Mail	jeff.evans@asu.edu
Evans' Direct Line	(480) 965-6594
Evans' Cell	(480) 734-7791
Phone	(480) 965-6592
Fax	(480) 965-5408
Packard Box Phone	(480) 727-7253
Website	www.TheSunDevils.com
Evans' Record at ASU	165-68-1



Sun Devil Baseball 2004

Inside the Numbers

3	Times ASU has hosted an NCAA Regional in last four years.
4	Number of times ASU has finished in the top 12 in the nation in the last seven years.
5	NCAA National Championships won by the Sun Devils.
7	Consecutive hits Travis Buck had during one stretch this year to rank tied for third the ASU record book.
10	Number of Sun Devils who have played for USA Baseball National Team since 1984.
11	Preseason Baseball America top 50 Teams ASU played in '03.
18	Number of times ASU has played in the College World Series.
24	Number of games against teams in Baseball America's preseason top 25 ASU is scheduled to play in 2004.
34	Number of doubles Dustin Pedroia hit in 2003 to set new ASU and Pac-10 record.
69	Number of career doubles by junior shortstop Dustin Pedroia.
79	Number of former Sun Devils who have played in Major League Baseball.
94	Consecutive polls ASU has been ranked in at least one national poll.
160	Number of career RBI by junior All-American Jeff Larish
287	Number of career hits by Junior shortstop Dustin Pedroia.
397	Number of wins in head coach Pat Murphy's 10 seasons as the skipper of the Sun Devils.
506	ASU's NCAA record consecutive games scoring streak that ended Feb. 15 vs. Oklahoma.
1231	Number of combined MLB home runs by former Devils Barry Bonds and Reggie Jackson.
2354	Number of all-time wins in the 92-year history of Sun Devil Baseball. It ranks as the sixth most among all NCAA schools.

Urquidez Named To Clemens Award Watch List:

Arizona State starting pitcher Jason Urquidez is part of a list of 40 hurlers who are included in the first Roger Clemens Award Watch List. The list is comprised of all Division I pitchers who were named as preseason All-Americans by either Baseball America or Collegiate Baseball, in addition to those pitchers who have been honored so far this season as National Pitchers of the Week. Urquidez earned national POW honors from *Collegiate Baseball*, NCBWA, Sports Weekly and CollegeBaseballInsider.com. He was also named the Pac-10 Pitcher of the Week after his complete-game three-hitter against No. 1 and defending national champion Rice Owls at Reckling Park in Houston. Urquidez leads the Pac-10 with a 10-2 record and paces the ASU pitching staff with a 2.94 ERA. He has recorded 80 strikeouts in 82.2 IP and opposing hitters are batting only .249 off him. In its inaugural year, The Roger Clemens Award will be presented to the nation's top college pitcher at the conclusion of a gala dinner in Houston on July 15.

A Triple Play For The Ages:

Leading 10-1 in the seventh inning in the series opener at UCLA (4/16), the Sun Devils completed a baseball oddity when they turned the first triple play in recorded school history. With no outs and runners on second and third, Bruin catcher Chris Denove hit what appeared to be a three-run home run over the right field fence. But, ASU sophomore outfielder Travis Buck leaped over the fence and pulled the ball back into play to record the out. He then relayed the ball to the infield where Dustin Pedroia and Seth Dhaenens recorded outs to complete the triple play. Instead of three runs, it was three outs.

Bounce Back Wins:

The Sun Devils have done a nice job of bouncing back from a loss, going 10-3 this season after suffering a loss. The trend goes back to last season when ASU was 11-2 following a loss. Dating back to the start of the 2003 season, ASU has played 106 games and compiled a stellar 80-26 (.755) record. During that span of games, the Devils are 22-5 following a loss, including gaining an opening-day victory after losing to Cal State Fullerton last season in the NCAA Super Regionals.

Walsh Making Most Of Senior Season:

Senior second baseman Nick Walsh is making the most of his fifth year in the Arizona State baseball program. After redshirting in 2000, Walsh has been an occasional starter during his career for the Sun Devils. He finished the 2003 season on a strong note earning 22 of his 26 starts after the midpoint of the season. Walsh hit .353 (42-for-119) with seven doubles and 23 RB in 2003. Like his previous three seasons, Walsh has found his way into the starting lineup with a clutch bat. Over his last 20 games he is hitting .437 (31-for-71) with 18 runs, 11 RBI and five stolen bases. For the season, Walsh is second on the team batting .368 (46-for-125) with seven doubles and 22 RBI. He has a current five-game hitting streak (.571, 8-for-14). Starting with a 10-for-14 (.714) performance in the three-game series against USC (April 2-4), Walsh has raised his season average 90 points from .278 to its current mark of .368. Here is a look at Walsh's statistics in his first 23 games and his last 20 games and Walsh's statistical breakdown:

	Avg.	AB	R	H	2B	RBI	OB%	SB
First 23 Games:	.278	54	9	15	3	11	.406	0
Last 20 Games:	.437	71	18	31	4	11	.512	5
2004 Totals:	.368	125	27	46	7	22	.464	5
2004 Pac-10 Totals:	.442	52	14	23	2	10	.552	4
Pac-10 Career:	.356	174	50	62	8	33	.500	7
ASU Career:	.316	399	109	126	19	69	.468	14

2004 ARIZONA STATE BASEBALL PRESEASON AWARDS

Baseball America Preseason All-Americans:

Jeff Larish - 1st team
Dustin Pedroia - 3rd team

Baseball America Preseason All-Pac-10:

Dustin Pedroia - Shortstop (Player of the Year)
Jeff Larish - Outfield
Jason Urquidez - Relief Pitcher

Baseball America Top Pac-10 Newcomers:

Colin Curtis - No. 4

Baseball America Top Pac-10 Prospects:

Jeff Larish - No. 1
Dustin Pedroia - No. 6

Baseball America Best Tools:

Dustin Pedroia - Best Defensive Shortstop (NCAA)
Dustin Pedroia - Best Defensive Shortstop (Pac-10)
Erik Averill - Best Control

Baseball America Top Transfers:

Jeff Mousser - No. 12

Baseball America's Fab 50 By Class:

Freshman:

Colin Curtis - No. 10
Pat Bresnahan - No. 27
Zechry Zinicola - No. 30

Sophomores:

Travis Buck - No. 30

Juniors:

Jeff Larish - No. 4
Dustin Pedroia - No. 36

Collegiate Baseball Preseason All-Americans:

Jeff Larish - 1st team
Dustin Pedroia - 1st team

NCBWA Preseason All-Americans:

Jeff Larish - 2nd team
Dustin Pedroia - 1st team

CollegeBaseballInsider.com All-Americans:

Jeff Larish - 1st team
Dustin Pedroia - 1st team

Street & Smith's College Baseball Preview:

Jeff Larish - Preseason Player of the Year



Sun Devil Baseball 2004

Undefeated... No Problem:

ASU has played arguably the toughest schedule in the nation and heads into the Oregon State series with the No. 3 projected RPI (Boydsworld.com) in the nation. Additionally, ASU has gone 13-3 against ranked opponents (top 25 at time playing) this season and has a 27-9 record against teams with a winning record. ASU has faced a number of top pitchers during the season and handed most their first... and sometimes only... loss of the season. It started by beating Tulane's J.R. Crowell (3-0), then Cory Hahn (3-0), then Oklahoma State's Daniel Rew (3-0) and Spencer Grogan (4-0). ASU lost to Washington's Tim Lincecum (2-0), but bounced back to hand USC's undefeated freshman Ian Kennedy (previously 4-0) his first loss of the season. ASU also ended the 17-game win streak of Rice ace Jeff Niemann and handed Wichita State's Mike Pelfrey his first loss after going 6-0 before running into ASU. Here is a look at some of the top pitching prospects across the nation that the Devils have beaten this year:

Pitcher (school)	Record before playing ASU	Current 2004 Stats
Jeff Niemann (Rice)	0-0 (17-game win streak)	5-2, 2.59 ERA
Carter Harrell (ECU)	2-0	5-1, 2.91 ERA
Spencer Grogan (Oklahoma State)	4-0	11-1, 2.79 ERA
J.R. Crowell (Tulane)	3-0	7-1, 3.50 ERA
Cory Hahn (Tulane)	3-0	8-2, 3.87 ERA
Mike Pelfrey (Wichita State)	6-0	8-1, 1.97 ERA
Ian Kennedy (USC)	4-0	6-2, 2.58 ERA

Hitting Streaks:

Five Sun Devils are currently riding hitting streaks of five or more games heading into the crucial Pac-10 series against Arizona. Sophomore Travis Buck has a career-high 13-game streak, the longest of any Sun Devil this season. Dustin Pedroia has had a pair of 10-game hitting streaks this season and seven in his career. Here is a look at the streaking Devils:

Player	Current Streak	Statistics During Streak
Travis Buck	13 Games	.407, 22-for-54, 15 R, 2 2B, 1 3B, 1 HR, 8 RBI
Josh Asanovich	9 Games	.517, 15-for-29, 11 R, 4 2B, 1 3B, 1 HR, 9 RBI
Zechry Zinicola	6 Games	.296, 8-for-27, 8 R, 4 2B, 1 HR, 5 RBI
Nick Walsh	5 Games	.571, 8-for-14, 3 R, 1 2B, 2 RBI
Dustin Pedroia	5 Games	.400, 8-for-20, 8 R, 1 3B, 1 HR, 7 RBI
Chris Cook	3 Games	.417, 5-for-12, 3 R, 1 2B, 2 HR, 10 RBI
Ryan McKenna	3 Games	.600, 6-for-10, 4 R, 1 HR, 3 RBI
Tuffy Gosewisch	3 Games	.500, 4-for-8, 3 R, 1 2B, 3 RBI

How 2004 Compares To Past Seasons:

For only the third time in the last 10 years, the Sun Devils have at least 37 wins after 50 games during the Pat Murphy era. The Devils set a school record last year when they opened with a 28-1 record and were 41-9 at the same point after 50 games. Here is a look at how ASU has fared in games 50-56 during the Murphy era:

Games	1995	1996	1997	1998	1999	2000	2001	2002	2003	2004
50	33-17	30-20	31-19	33-17	33-17	38-12	33-16-1	31-19	41-9	37-13
51	33-18	31-20	32-19	33-18	33-18	39-12	34-16-1	32-19	42-9	---
52	34-18	32-20	33-19	33-19	34-18	40-12	34-17-1	33-19	43-9	---
53	34-19	33-20	34-19	33-20	35-18	40-13	35-17-1	34-19	44-9	---
54	34-20	33-21	34-20	33-21	36-18	41-13	35-18-1	35-19	45-9	---
55	34-21	34-21	35-20	34-21	36-19	42-13	36-18-1	36-19	45-10	---
56	---	35-21	36-20	35-21	37-19	43-13	37-18-1	36-20	46-10	---

Tough Against Ranked Teams:

The Sun Devils are 37-13 overall and boast an even more impressive 13-3 record against ranked opponents (top 25 at time played). ASU completed the non-conference portion of the schedule with a 27-5 record. Through 50 games, the Devils have played 27 games against teams that are either currently ranked or have been ranked at one point in 2004. The Sun Devils swept No. 18 Florida State (Feb. 6-8) to open the season and also beat No. 1 Rice (3-1, Feb. 22), No. 16 Arizona (4-0, Feb. 26), swept No. 18 ECU (Mar. 5-7), took two of three from No. 11 Tulane and then went on the road to beat No. 7 Wichita State in two straight games. Nine of ASU's 13 losses have also come against teams that have appeared in at least one of the four top 25 polls this season.

Sun Devils Picked To Finish Second in Pac-10:

The Sun Devils enter the season as the preseason pick to finish second in the Pac-10 in a poll of the league coaches. Stanford was picked first, while Arizona, USC and Washington round out the top five. ASU was also picked to finish second by *Collegiate Baseball* and third by *Baseball America*. Here is a look at the three preseason Pac-10 baseball polls:

Pac-10 Poll (Coaches)	Collegiate Baseball	Baseball America	Current Pac-10 Race
1. Stanford	1. Stanford	1. Stanford	1. Washington (14-7)
2. Arizona State	2. Arizona State	2. Arizona	2. Stanford (12-6)
3. Arizona	3. USC	3. Arizona State	3. Arizona State (10-8)
4. USC	4. Arizona	4. California	UCLA (10-8)
5. Washington	5. Washington	5. USC	5. Arizona (9-9)
6. California	6. UCLA	6. Washington	6. USC (8-10)
7. UCLA	7. California	7. UCLA	7. Oregon State (7-11)
8. Oregon State	8. Oregon State	8. Oregon State	8. California (8-13)
9. Washington State	9. Washington State	9. Washington State	9. Washington State (6-12)

2004 Pac-10 Baseball

Team	Pac-10	Overall
Washington	14-7	33-16-1
Stanford	12-6	40-10
Arizona State	10-8	37-13
UCLA	10-8	29-25
Arizona	9-9	27-21-1
USC	8-10	22-28
Oregon State	7-11	28-19
California	8-13	24-29
Washington State	6-12	26-23

This Week in Pac-10 Baseball

Mon., May 17

* at Arizona 11, Stanford 2

Tue., May 18

Arizona State 22, New Mexico 4
Portland 3, at Oregon State 1 (Game 1)
at Oregon State 16, Portland 3 (Game 2)
at Stanford 3, San Francisco 1
UC Irvine 7, at UCLA 5
at Pepperdine 7, USC 4
at Washington 8, Lewis-Clark State 4

Wed., May 19

Arizona State 12, at New Mexico State 5
at Lewis-Clark State 9, Washington State 2

Fri., May 21

* Arizona State at Arizona, 7 p.m.
* Oregon State at Washington State, 6 p.m.
* USC at Stanford, 6 p.m.
* UCLA at Washington, 6:30 p.m.

Sat., May 22

* Arizona State at Arizona, 7 p.m.
* Oregon State at Washington State, 6 p.m.
* USC at Stanford, 6 p.m.
* UCLA at Washington, 1 p.m.

Sun., May 23

* Arizona State at Arizona, 1 p.m.
* Oregon State at Washington State, Noon
* USC at Stanford, 1 p.m.
* UCLA at Washington, 1 p.m.

Where ASU Ranks in the Pac-10

Team Offensive Rankings:

Avg.	329	2nd
Runs	414	2nd
Hits	574	4th
Doubles	121	1st
Triples	6	9th
Home Runs	44	8th
RBI	375	3rd
OB %436	1st
SLG %481	4th
Walks	290	1st
Stolen Bases	47	6th

Team Pitching/Defense Rankings:

ERA	4.35	2nd
Strikeouts	389	4th
Wins	37	2nd
Saves	17	1st
Opposing Avg.262	2nd
Innings Pitched	447.0	6th
Walks	218	6th
FLD %973	2nd

Dustin Pedroia:

Batting411	1st
Slugging %657	3rd
On-Base %514	1st
Runs	68	1st
Hits	85	1st
RBI	48	7th
Doubles	22	1st
Total Bases	136	3rd
Walks	41	1st
Assists	162	2nd

(NCAA Ranking)



Sun Devil Baseball 2004

Larish Finds His Groove At The Plate:

Junior All-American outfielder Jeff Larish struggled early in the season to find consistency at the plate, but is starting to heat up. Larish recently had a season-high 13-game hitting streak and has hit safely in 14 of his last 16 games. The junior outfielder is hitting .294 (59-for-201) with 16 doubles, four home runs and 41 RBI. As a sophomore he hit .372 (87-for-234) with 18 home runs and 95 RBI. Making 36 starts in left field this season, Larish is at his third position as a Sun Devil in as many years (3B in 2002, 1B in 2003). Last season, Larish became only the second Sun Devil to join the 70-70 club (RBI-BB) when he had 95 RBI (fifth most in ASU history) and led the NCAA with 78 walks. The Tempe native is a career .334 (188-for-563) hitter with 160 RBI and 137 walks (.463 on-base percentage and 1015 OPS). The 2004 preseason All-American is listed as the No. 10 prospect for the annual June Amateur Draft by *Baseball America*.

Tuff Behind the Plate:

Junior catcher Tuffy Gosewisch is the epitome of his name behind the dish... tough. In his second year as a full-time starter, Gosewisch has taken ASU's young pitching staff by the reins to help lead the Devils to a 37-13 record and the second-best ERA in the Pac-10 (4.35). Additionally, he has been solid at the plate, hitting .355 (59-for-166) with 34 runs, 13 doubles, two home runs and 42 RBI. He currently has a five-game hitting streak (.500, 4-for-8) and has hit safely in 38 of 50 games this season. He is second on the team with 18 multi-hit games and also has 13 multi-RBI contests. The Johnny Bench Catcher of the Year candidate has thrown out 15 attempted base stealers and has a .985 FLD%.

Two-Way Zinicola:

Freshman Zechry Zinicola is becoming regular contributor for the Sun Devils, whether as a starting pitcher, designated hitter or even at first base. Zinicola (San Bernadino, Calif.) has made 20 pitching appearances (4 starts) and is 4-2 with six saves and is second on the team with a 3.40 ERA. Moving back into the closer role after making four starts, Zinicola has been dominant in his last 11 outings, going 2-1 with five saves and a 0.91 ERA while striking out 21 batters. At the plate, Zinicola has made 18 starts at designated hitter and two at first base. He has recorded at least one hit in 18 of 24 games played and has five multi-hit games. He is hitting .274 (23-for-84) with seven doubles, three home runs and 22 RBI. Zinicola had a hand in ASU's 4-3 win over UCLA (4/17) in both roles, picking up the win on the mound with 1.1 perfect innings and drove home the game-winning run with a sacrifice fly in the top of the ninth inning. He is ASU's first full-time two-way player since Richy Leon (1995-98). Leon was a career .298 hitter as an outfielder and was 8-3 with a 4.67 ERA in 48 pitching appearances.

Lineup Changes:

Through 50 games of the 2004 season, ASU skipper Pat Murphy has authored 43 different batting lineups and 32 different positional lineups. The 2003 squad featured 57 different batting lineups during the 68-game season. The pitching rotation this weekend of Jeff Mousser, Jason Urquidez and Brett Bordes is one of five different three-man rotations featured this season.

Preseason All-Americans:

Sun Devil juniors Dustin Pedroia and Jeff Larish earned preseason All-America honors from every publication. Pedroia earned first-team honors from the NCBWA, Collegiate Baseball, CollegeBaseballInsider.com, and was a third-team pick by Baseball America. He was also selected as the preseason pick for Pac-10 Player of the Year by Baseball America. Larish, who moves to the outfield for the 2004 season, was a first-team pick by Collegiate Baseball, Baseball America, CollegeBaseballInsider.com, and was a second-team pick by the NCBWA. Larish was also selected as the preseason College Baseball Player of the Year by Street & Smith's.

Welcome To College Baseball:

Going into the season, preseason prognosticators tabbed the Sun Devils as a young and inexperienced team. Having lost 12 players to the annual MLB draft and returning only two pitchers from the Pac-10's leading pitching staff (3.32 ERA in 2003), the Devils have had to look to several newcomers to become impact players. Through ASU's first 45 games, 14 newcomers and three redshirts have seen action. ASU had as many as four freshman in the starting lineup this year.

Young Guns:

Of the 11 pitchers that have seen action on the mound this season, nine are wearing a Sun Devil uniform for the first time. Six of the nine are freshmen (Josh Blake, Quentin Andes, Pat Cassa, Pat Bresnehan, Travis Webb, Zechry Zinicola), with three others transfers (Jeff Mousser, Jason Urquidez, Ty Marotz). Sophomore left-handers Brett Bordes (3-0, 6.00 ERA) and Erik Averill (4-2, 1 SV, 4.81 ERA) are the lone returnees from the 2003 staff that led the Pac-10 with a 3.32 ERA in 2003. ASU is currently second in the Pac-10 with a 4.35 ERA.

A Tale of Two Sundays:

From one Sunday to another, the Arizona State baseball program was the buzz of the college baseball world. On Sunday, Feb. 15, the Devils saw their NCAA record 506 consecutive games scoring streak come to an end in a 6-0 shutout by the University of Oklahoma at Surprise Stadium in Surprise, Ariz. The streak spanned parts of nine seasons dating back to April 7, 1995 and blew away the old record of 349 set by Coastal Carolina. Just one week later, on Feb. 22, the Devils stunned No. 1 Rice in a 3-1 victory at Reckling Park, ending an 18-game winning streak by ace pitcher Jeff Niemann. Niemann, regarded as the top-pitching prospect in the nation, had not lost a decision dating back to the end of the 2002 season, including a 17-0 record as a sophomore. ASU pitcher Jason Urquidez was named the National Pitcher of the Week for his complete-game, three-hit victory over the defending national champion Owls.

Throwbacks Are Classic:

The Sun Devils unveiled a new 'Throwback' uniform for the 2004 season and it has gotten rave reviews. Originally slated to be the designated Sunday uniform, the Devils have worn the classic threads in 31 of the 50 games this season and gone 23-8. The off-white uniform features a baggier look and an old-school 'Devils' script across the chest. The Devils wear black spikes and high socks to compliment the 'old school' look. ASU is also 5-2 in the all white uniforms (worn with white spikes), 7-2 in the road gray sleeveless jersey and 1-1 in the maroon BP uniform.

Pedroia and Urquidez Sweep Pac-10 Awards:

Arizona State juniors Dustin Pedroia and Jason Urquidez swept the weekly Pac-10 Baseball Awards (Feb. 24) after helping the No. 7 Sun Devils to a 3-1 record with wins over Gonzaga, Memphis and Rice. Pedroia (Woodland, Calif.) earned his second Pac-10 Player of the Week award in his career after hitting .688 (11-for-16) with six runs, three doubles, one home run and five RBI. He had three doubles in a 4-for-5 performance against Gonzaga (2/16) and hit his first home run of the year to lead off the game against Lamar (2/20). Urquidez (Simi Valley, Calif.) swept the national awards, also earning Collegiate Baseball, Sports Weekly and College Baseball Insider National Pitcher of the Week honors with his victory over No. 1 and defending national champion Rice. He struck out seven and walked only two in a complete-game, three-hit victory over the Owls. The Player of the Week honor was the second for Pedroia in his career and Urquidez earned his first Pac-10 weekly award in only his third start as a Sun Devil.

Urquidez Tames No. 1 Rice To Earn Pitcher of the Week Honors:

Junior starting pitcher Jason Urquidez was named the Collegiate Baseball National Pitcher of the Week after his complete-game three-hitter against No. 1 and defending national champion Rice on Sunday. Urquidez, a junior college transfer from Central Arizona, limited the top-ranked Owls to only one run on three hits, while striking out seven and walking only one. He gave up his only run in his 138-pitch effort with a two-out single in the bottom of the ninth inning. With his third victory of the year, Urquidez went head-to-head with and beat the nation's top pitching prospect in Rice ace Jeff Niemann. Niemann recorded his first loss since late in the 2002 season after going 17-0 as a sophomore in 2003.

One Tough Schedule:

The Sun Devils are in the midst of a brutally tough 56-game regular season schedule that is one of the toughest in the nation. ASU's 2004 schedule features 24 games against teams that were listed on Baseball America's preseason top 25. The Devils lead all NCAA teams by playing 54% (30 of 56) of their games against teams that advanced to the NCAA Tournament last year and 71% (40 of 56) against teams that have advanced to the postseason in either of the last two years. The 2004 schedule features six schools that were picked to finish first in their respective conferences: Stanford (Pac-10), Rice (WAC), Wichita State (Missouri Valley), Oral Roberts (Mid-Continent), Tulane (Conference USA), Lamar (Southland).



Sun Devil Baseball 2004

NCAA Record Consecutive Games Scoring Streak Ends at 506:

The Sun Devils had a piece of history come to an end when their NCAA record 506 consecutive games scoring streak came to an end Feb. 15 against Oklahoma. The Sooners ended a streak that began April 8, 1995, a day after the USC Trojans shut out the Sun Devils during Pat Murphy's first year at ASU. "The Streak" saw the Devils go 338-167-1 during the 506-game stretch, scoring 4,755 runs (9.40 per game average) from 1995-2004. The Devils made history on April 7, 2001 when they scored at least one run in their 350th consecutive game, breaking the 12-year-old NCAA record exactly six years to the day when they were last shut out. ASU was shut out 9-0 in that game on April 7, 1995 at Dedeaux Field by left-hander Randy Flores. Coastal Carolina previously held the NCAA record at 349 games set from 1983-1989. ASU also had a stretch of 278 games without being shut out from 1990 to 1994, meaning the program has only been shutout in four games dating back to the 1990 season. Notable pitchers the Devils have faced during the streak include Mark Prior (USC), Jeremy Guthrie (Stanford), Barry Zito (USC), Kirk Saarloos (CS Fullerton), Jason Young (Stanford), Ben Diggins (Arizona), Adam Johnson (CS Fullerton), Ryan Drese (Cal), Jeff Weaver (Fresno State), Chad Hutchinson (Stanford), Abe Alvarez and Adam Pettyjohn (Fresno State). Top prospect David Purcey and Jarod McAuliff led the Sooner to the shutout of the Devils. ASU has started a new streak and is currently at 44 games!

NCAA Record Consecutive Game Scoring Streaks:

Arizona State	506	April 8, 1995 - Feb. 14, 2004
Coastal Carolina	349	April 16, 1983 - April 10, 1989
Wichita State	332	March 13, 1996 - Feb. 23, 2001
Nebraska	331	May 3, 1998 - June 1, 2003
Florida State	326	April 29, 1984 - Feb. 25, 1989

ASU And Team USA Connections:

Arizona State baseball has had a long-standing tradition of sending players to play for the USA Baseball National team during the summers. In a recent poll distributed by USA Baseball, ASU ranked No. 8 as a supplier to the National Team. With the selections of Jeff Larish and Dustin Pedroia to the 2003 team, ASU has now had nine players and 10 total selections don the Red, White and Blue for Team USA since 1984. ASU has also had at least one player on Team USA in five of the last six years. Pedroia and Larish helped Team USA to a silver medal in the 2003 Pan Am Games in Santo Domingo, Dominican Republic.

ASU Players on Team USA:

Oddibe McDowell	1984
Jim Austin	1990
Kaipo Spenser	1995
Willie Bloomquist	1998
Jon Switzer	2000
Casey Myers	2000
Mike Esposito	2001
Dustin Pedroia	2002, 2003
Jeff Larish	2003

Sun Devil Baseball NCAA Tournament History:

NCAA Appearances	27	District 7 Titles	6
All-Time NCAA Record	128-53	Record in District 7	12-1
Regional Appearances	20	CWS Appearances	18
Regional Titles	13	CWS Titles	5
Record in Regionals	58-18	CWS Runners-up	5
Super Regional Record	1-2	CWS Third-Place Finishes	4
District 7 Appearances	6	Record at CWS	55-30 (.647)

NCAA Tournament Breakdown

NCAA Titles By School

1. USC	12
2. Arizona State	5
Texas	5
LSU	5
5. Miami	4

College World Series Wins

1. USC	74
2. Texas	70
3. Arizona State	55
4. Miami	44
5. Oklahoma State	38

NCAA Tournament Wins

1. Texas	185
2. USC	170
3. Miami	147
4. Florida State	142
5. Arizona State	128

CWS Appearances

1. Texas	30
2. USC	21
3. Miami	20
4. Oklahoma State	19
5. Arizona State	18

NCAA Tournament Appearances

1. Texas	47
2. Florida State	41
3. USC	35
4. Oklahoma State	32
Miami (Fla.)	32
9. Arizona State	27

Arizona State's NCAA Record

506

Consecutive Games Scoring Streak

Media Information:

Baseball Contact: Jeff Evans
SID Phone: (480) 965-6592
Evans Cell: (480) 734-7791
Evans' Direct Line: (480) 965-6594
SID Fax: (480) 965-5408
Evans' E-Mail: jeff.evans@asu.edu
Website: www.TheSunDevils.com
Mailing Address:
 Carson Center Room 131
 Media Relations
 Arizona State University
 Tempe, AZ 85287-2505

Interviews:

All interviews with players and the coaching staff need to be cleared through the ASU media relations office and Jeff Evans. If you wish to talk to any Sun Devil player or head coach Pat Murphy, please contact Evans via the above information.

Media Guides:

Media guides will be available to working press only and can be purchased by fans at home games at Packard Stadium for \$8. Press guides will not be distributed to fans from the press box or the media relations office. The 2004 ASU Baseball Media Guide is also available online at www.thesundevils.com in .pdf format.

Game Notes and Statistics:

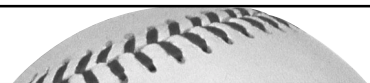
Game notes and statistics will be distributed to all working media and scouts on game days at Packard Stadium. Copies will also be made available in the press box. The statistics are for working press, scouts and coaches only. A complete statistical book containing box score, play-by-play and game notes will also be available in the press box for working media following each home game. All information will be made available to fans and ASU supporters through the school's official athletic website, www.TheSunDevils.com.

Live Stats/GameTracker:

While only certain games can be accessed by radio either through the internet or in the greater Phoenix area, every home game and selected road games can be tracked through live statistical updates on ASU's official website, www.TheSunDevils.com.



Sun Devil Baseball 2004



2003 ASU Hitting Leaders

Batting Average:

1. Dustin Pedroia	404
2. Jeremy West	381
3. Andre Ethier	377
4. Jeff Larish	372
5. Frank Mesa	364

Hits:

1. Dustin Pedroia	120
2. Andre Ethier	98
3. Jeff Larish	87
4. Travis Buck	78
5. Jeremy West	77

Runs Scored:

1. Dustin Pedroia	83
2. Jeff Larish	80
3. Andre Ethier	75

RBI:

1. Jeff Larish	95
2. Jeremy West	71
3. Andre Ethier	68

Doubles:

1. Dustin Pedroia	34
2. Jeff Larish	18
3. Steve Garabrants	16
4. Andre Ethier	13
Steve Garabrants	13

Triples:

1. Dennis Wyrick	4
Andre Ethier	4

Home Runs:

1. Jeff Larish	18
2. Jeremy West	17
3. Andre Ethier	10
4. Steve Garabrants	8

2003 ASU Pitching Leaders

Earned Run Average:

1. Ryan Schroyer	1.53
2. Mark Sopko	2.30
3. Ben Thurmond	2.73
4. Jered Liebeck	2.88
5. Erik Averill	3.66

Wins:

1. Beau Vaughan	10
2. Ben Thurmond	8
Jered Liebeck	8
Erik Averill	8
5. Robbie McClellan	7

Batters Struck Out:

1. Beau Vaughan	105
2. Erik Averill	61
3. Ben Thurmond	58
4. Robbie McClellan	57
5. Jered Liebeck	54

Innings Pitched:

1. Beau Vaughan	92.1
2. Erik Averill	86.0
3. Ben Thurmond	79.0

2003 ASU Fielding Leaders

Errors:

1. Frank Mesa	12
2. Steve Garabrants	10
3. Dennis Wyrick	9
4. Dustin Pedroia	8

Assists:

1. Dustin Pedroia	211
2. Steve Garabrants	178
3. Frank Mesa	76

Putouts:

1. Jeff Larish	507
2. Tuffy Gosewisch	346
3. Joel Bocchi	159

How They Have Finished:

Arizona State has finished five seasons ranked in the top 10 in the final *Collegiate Baseball* national poll since 1990, ranking 7th of all college baseball programs. ASU has also finished in the top 12 in the nation in four of the last seven seasons. The schools with the most Top 10 *Collegiate Baseball* finishes are listed below:

1.	Florida State	13
2.	LSU	11
3.	Stanford	10
4.	Miami	9
5.	Clemson	8
6.	Cal State Fullerton	7
7.	Oklahoma State	5
7.	Wichita State	5
7.	USC	5
7.	Arizona State	5

Sustained Excellence:

In a recent ranking provided by BoydsWorld.com, the website dedicated to college baseball rankings and RPI, the Arizona State Baseball program ranked No. 9 in the nation for sustained excellence over the past three and five years. The ranking is a direct reflection of the strength of the recently departed recruiting class (the three-year ranking) or the strength of the program in general (the five-year ranking). The rankings are the result of a system of calculations designed to properly weight a team's winning percentage and strength of schedule, while taking inter-regional play into account. Over the last three years, ASU has combined to go 128-55 with a strength of schedule ranked 17th. Over the past five years, Murphy's squads have combined for an impressive 211-91 (.699) record and a strength of schedule listed as No. 24. The Sun Devils have advanced to the NCAA Tournament in six of the last seven years and have finished in the top 12 in the nation in four of those seven years.

Rank	ISR	D1		All		SoS	Team
		W	L	W	L		
1	125.5	249	84	249	84	2	Stanford
2	122.6	221	91	223	91	6	Cal State Fullerton
3	122.0	251	83	259	84	23	Rice
4	121.3	270	79	271	79	47	Florida State
5	120.0	195	99	213	105	7	Baylor
6	119.9	187	117	190	117	1	Southern California
7	119.9	215	105	225	108	10	Texas
8	119.5	221	87	237	90	34	Nebraska
9	119.2	206	90	211	91	24	Arizona State
10	118.9	222	104	226	107	15	Louisiana State

Success in the Classroom As Well As On The Field:

ASU has long enjoyed much success on the diamond, and with 18 College World Series appearances, it is known as one of the gems of college baseball. But academics, as well as on-field talent, has shown its true colors in the storied program. Pat Murphy's Sun Devil squads have produced four Academic All-Americans over the past five years (Willie Bloomquist, Mark Ernster, Jeff Phelps, Casey Myers), including Myers being named the Academic All-American for college baseball in 2000 and 2001. The four players honored as First-Team Academic All-Americans is the most by any college baseball program in the nation since 1995. Tuffy Gosewisch, Bryce Kartler and Nick Walsh all earned All-Pac-10 Academic Honorable Mention honors in 2003.

ASU Owns Pac-10 Player of the Year Award:

Since the old Pac-10 North (formerly Washington State, Washington, Oregon State, Portland State) and the Six-Pac joined to form the unified Pac-10 baseball conference in 1999, Arizona State has enjoyed much success with a combined 74-46 record in league play. Even more impressive is that in four of the five years a Sun Devil has won the annual Pac-10 Player of the Year award. Willie Bloomquist won the inaugural award in 1999, while Casey Myers took home the hardware in 2000 and 2001 to become only fourth player in Pac-10 history to win the award twice in a career. Dustin Pedroia shared the Pac-10 Player of the Year award with Stanford senior catcher Ryan Garko. In all, ASU has won 10 Pac-10 Player of the Year Awards dating back to 1978 (Myers (2), Bloomquist, Dustin Pedroia, Jacob Cruz, Paul Lo Duca, Linty Ingram, Oddibe McDowell, Alvin Davis, Mike Soddors) and two Pac-10 Pitchers of the Year (Noah Peery and Marc Barcelo).

Kings of the Draft:

Over the course of the last 10 years, no college baseball team even comes close to Arizona State for producing players for the annual major league draft. ASU has had 81 total players drafted dating back to 1994, including a modern record of 12 last year. Since the inception of the draft in 1965, ASU also leads all schools with 324 total draft picks and a record 21 first-round picks. Here is a look at the top colleges for producing players for the MLB draft in the last 10 years (1994-2003):

Arizona State	81
Miami (Fla.)	74
Cal State Fullerton	72
Long Beach State	66
Stanford	64
LSU	63
Texas A&M	63
USC	62
Rice	61
Wichita State	58



Sun Devil Baseball 2004

Drafted Devils:

A total of 12 players on the 2004 Arizona State squad have been taken in the Major League Baseball Amateur Draft. Since the inception of the draft in 1965, ASU has had more players chosen (324), more first-round draft picks (21) and more No. 1 picks (3) than any other school in the nation. ASU's three No. 1 picks were Rick Monday (1965), Floyd Bannister (1976) and Bob Horner (1978, Atlanta). No other college has had more than one No. 1 overall selection in the draft.

Player	Year	Team	Round Drafted
Quentin Andes	2003	Twins	34th round
Josh Asanovich	2001	Devil Rays	26th round
Pat Bresnehan	2003	Royals	23rd round
Travis Buck	2002	Mariners	23rd round
Nick Cadena	2001	Royals	42nd round
Joe Cosentino	2001	Brewers	47th round
Colin Curtis	2003	Reds	50th round
Seth Dhaenens	2002	Red Sox	50th round
Ladd Hall	2001	Mariners	22nd round
	2002	Astros	30th round
Jeff Larish	2001	Cubs	32nd round
Jason Urquidez	2002	Devil Rays	48th round
Zechry Zinicola	2003	Braves	43rd round

ASU Leader of the Pac-10 When It Comes to Player of the Week:

Arizona State has amassed 45 Pac-10 Pitchers of the Week and 74 Players of the Week since 1981. That total leads all Pac-10 member schools. Two pitchers (Jered Liebeck and Ryan Schroyer) and four position players (Dustin Pedroia, Jeremy West, Travis Buck, Andre Ethier) combined to earn seven Pac-10 weekly awards last year. Jason Urquidez (Feb. 24), Dustin Pedroia (Feb. 24) and Travis Buck (Mar. 2, Mar. 9) have each won weekly honors from the conference office this year.

Arizona State in Postseason Play:

The Sun Devil baseball program has created a dynasty in college baseball that has been matched by few. With 18 appearances in the College World Series, ASU ranks fifth for the most trips to Omaha. Arizona State has now advanced to the NCAA Tournament in 27 of the program's 45 varsity seasons (dating back to 1959), amassing an incredible 128-53 (.707) record. ASU's five National Championships rank as the second most of any NCAA school. In addition to ASU's five national championships, the Sun Devils have also turned in five second-place teams and three third-place finishes. Arizona State is 19-12 in the NCAA Tournament under ninth-year head coach Pat Murphy.

92 Years of Sun Devil Baseball Tradition:

While the history of baseball at Arizona State University goes back all the way to the early 1900's, the school officially began sponsoring varsity baseball in 1959. Prior to 2002, the ASU Baseball Media Guide referred only to those players that played from 1959 to present. ASU now officially recognizes those players, coaches and seasons from 1907-1958. In 91-plus years of baseball at Arizona State, the program has built a legacy matched by few in the college baseball world. With a 2,323-1,137-6 all-time record, Arizona State has advanced to the College World Series 18 times, won five national championships, won six Pac-10 titles, produced 12 Players of the Year and three Golden Spikes Award winners, and has gone to the NCAA Tournament 27 times. Under current head coach Pat Murphy, the Sun Devils have finished in the top 12 in three of the last five years and finished second in the nation in 1998. They have been ranked in at least one top 25 poll for 84 consecutive weeks.

Golden Spikes Common At Arizona State:

While Rickie Weeks of Southern was the recipient of the 2003 Golden Spikes award as the nation's top amateur baseball player, it should be noted that three Arizona State players have won the award. In addition to ASU, only Cal State Fullerton and Florida State have won three Golden Spikes Awards. Bob Horner, who was a standout at ASU from 1976-78, won the inaugural award in 1978. Oddibe McDowell, who was a member of the first Team USA baseball team to compete in an Olympics, won the award in 1984. Mike Kelly, who ranks second in ASU history with 46 home runs from 1989-91, won the award in 1991. In all, 12 players that have worn the Maroon and Gold have been named a Player of the Year for college baseball. Dustin Pedroia was one of 25 players named to the initial watch list for the 2003 award.

This is ASU Baseball:

- Only one losing season in modern program history
- 18 College World Series Appearances
- 27 years in the NCAA Tournament
- Six Pac-10 Titles
- Five NCAA Championships
- 12 NCAA National Players of the Year
- Three Golden Spikes Award Winners
- 66 All-Americans
- 2 NCAA Coaches of the Year
- 79 Major League Players
- 21 First-Round Draft Picks
- Finished in top 12 four of past seven years
- Four Academic All-Americans in last 5 years
- 10 Team USA Members

All-Time NCAA Baseball Victories:

School	Seasons	Overall Record
1. Fordham	144	3,161-1,543-40
2. Texas	108	2,760-867-27
3. USC	109	2,692-1,383-44
4. Michigan	136	2,376-1,332-37
5. Stanford	111	2,376-1,483-32
6. Arizona State	92	2,317-1,136-6
7. Washington State	108	2,301-1,348-17
8. Arizona	99	2,273-1,179-21
9. Harvard	135	2,233-1,405-32
10. Clemson	106	2,227-1,233-29

* Prior to start of 2004 Baseball Season.*

List compiled by NCBWA and University of Minnesota.

Numerical Roster

2	Dustin Pedroia, SS
3	Jeff Landry, INF
4	Travis Buck, OF
5	Brian Walker, C
6	Seth Dhaenens, INF
9	Colin Curtis, OF
10	Joe Persichina, INF
11	Jeff Larish, OF/1B
12	Rocky Laguna, OF
15	Josh Asanovich, INF
16	Nick Cadena, OF/1B
17	Ryan McKenna, OF
19	Joel Bocchi, C
20	Nick Walsh, 2B
21	Quentin Andes, RHP
23	Matt Henne, 1B
25	Eric Williams, OF
26	Pat Cassa, LHP/OF
27	Taylor Holiday, UTL
32	Chris Cook, 1B
34	Jason Urquidez, RHP
35	Jeff Mousser, RHP
37	Zechry Zinicola, RHP/DH
38	Ladd Hall, RHP
39	Tuffy Gosewisch, C
40	Pat Bresnehan, RHP
41	Josh Blake, LHP
45	Erik Averill, LHP
47	Ty Marotz, RHP
49	Brett Bordes, LHP
50	Travis Webb, LHP/DH
51	Joe Cosentino, OF
60	Garrett Schoenberger, C

Alphabetical Roster

21	Quentin Andes, RHP
15	Josh Asanovich, INF
45	Erik Averill, LHP
41	Josh Blake, LHP
49	Brett Bordes, LHP
40	Pat Bresnehan, RHP
4	Travis Buck, OF
26	Pat Cassa, LHP/OF
32	Chris Cook, 1B
51	Joe Cosentino, OF
9	Colin Curtis, OF
6	Seth Dhaenens, INF
60	Garrett Schoenberger, C
38	Ladd Hall, RHP
23	Matt Henne, 1B
27	Taylor Holiday, UTL
11	Jeff Larish, OF/1B
19	Joel Bocchi, C
12	Rocky Laguna, OF
3	Jeff Landry, INF
47	Ty Marotz, RHP
35	Jeff Mousser, RHP
20	Nick Walsh, 2B
16	Nick Cadena, OF/1B
2	Dustin Pedroia, SS
10	Joe Persichina, INF
17	Ryan McKenna, OF
39	Tuffy Gosewisch, C
34	Jason Urquidez, RHP
5	Brian Walker, C
50	Travis Webb, LHP/DH
25	Eric Williams, OF
37	Zechry Zinicola, RHP/DH





Arizona State Sun Devil Baseball

2004 Roster

Position Roster (33)

<u>PITCHERS</u>	<u>POS</u>	<u>B/T</u>	<u>HT</u>	<u>WT</u>	<u>YR/EXP</u>	<u>Hometown (High School/Last School)</u>
21 Andes, Quentin	RHP	R/R	6-2	194	Fr./HS	Albuquerque, NM (Cibola)
26 Cassa, Pat	LHP/OF	L/L	5-10	160	Fr./HS	Cypress, Calif. (Kennedy)
34 Urquidez, Jason	RHP	R/R	6-1	165	Jr./TR	Simi Valley, Calif. (Central Arizona CC)
35 Mousser, Jeff	RHP	R/R	6-2	215	Sr./TR	Tempe, Ariz. (Marcos de Niza/BYU)
37 Zinicola, Zechry	RHP/DH	R/R	6-1	205	Fr./HS	San Bernadino, Calif. (Arlington)
38 Hall, Ladd	RHP	R/R	6-3	205	Jr./TR	Hereford, Ariz. (Eastern Arizona CC)
40 Bresnehan, Pat	RHP	R/R	6-1	205	Fr./HS	Sherborn, Mass. (Dover Sherborn)
41 Blake, Josh	LHP	L/L	6-4	195	Fr./HS	Overland Park, Kan. (Blue Valley West)
45 Averill, Erik	LHP	L/L	6-2	190	So./1V	Orange, Calif. (Villa Park)
47 Marotz, Ty	RHP	R/R	6-2	200	Jr./TR*	Crystal Lake, Ill. (Mesa CC)
49 Bordes, Brett	LHP	L/L	5-10	175	So./1V	Mesa, Ariz. (Dobson)
50 Webb, Travis	LHP/DH	L/L	6-4	200	Fr./HS	Spokane, Wash. (Lewis & Clark HS)

<u>CATCHERS</u>	<u>POS</u>	<u>B/T</u>	<u>HT</u>	<u>WT</u>	<u>YR/EXP</u>	<u>Hometown (High School/Last School)</u>
5 Walker, Brian^	C	L/R	6-0	195	Fr./HS	Tulsa, Okla. (Union)
19 Bocchi, Joel	C	R/R	5-11	190	Jr./2V	Phoenix, Ariz. (Desert Vista)
39 Gosewisch, Tuffy	C	R/R	5-10	185	Jr./2V	Scottsdale, Ariz. (Horizon)
60 Schoenberger, Garrett	C	R/R	5-11	195	Jr./2V*	Juneau, Alaska (Juneau-Douglas)

<u>INFIELDERS</u>	<u>POS</u>	<u>B/T</u>	<u>HT</u>	<u>WT</u>	<u>YR/EXP</u>	<u>Hometown (High School/Last School)</u>
2 Pedroia, Dustin	SS	R/R	5-8	180	Jr./2V	Woodland, Calif. (Woodland)
3 Landry, Jeff^	INF	R/R	5-9	170	Fr./HS	Walnut Creek, Calif. (Clayton Valley)
6 Dhaenens, Seth	INF	L/R	6-1	175	Fr./RS*	Chandler, Ariz. (Mountain Pointe)
10 Persichina, Joe	INF	L/R	6-0	180	Fr./HS	Rolling Hills Estates, Calif. (Peninsula)
15 Asanovich, Josh	INF	R/R	6-0	190	Jr./TR	Gold Canyon, Ariz. (Central Arizona CC)
20 Walsh, Nick	2B	L/R	5-7	176	Sr./3V*	Alamo, Calif. (De la Salle)
23 Henne, Matt^	1B	L/R	6-1	200	Fr./HS	Scottsdale, Ariz. (Paradise Valley)
32 Cook, Chris	1B	R/R	6-5	215	Jr./TR	Mesa, Ariz. (Mesa CC)

<u>OUTFIELDERS</u>	<u>POS</u>	<u>B/T</u>	<u>HT</u>	<u>WT</u>	<u>YR/EXP</u>	<u>Hometown (High School/Last School)</u>
4 Buck, Travis	OF	L/R	6-3	210	So./1V	Richland, Wash. (Richland)
9 Curtis, Colin	OF	L/L	6-0	190	Fr./HS	Issaquah, Wash. (Issaquah)
11 Larish, Jeff	OF	L/R	6-2	195	Jr./2V	Tempe, Ariz. (McClintock)
12 Laguna, Rocky^	OF	L/R	5-11	185	Fr./HS	Yuma, Ariz. (Kofa)
16 Cadena, Nick	OF	R/R	6-1	200	So./1V*	Glendale, Ariz. (Apollo)
17 McKenna, Ryan	OF	L/R	5-10	175	Jr./2V*	Elgin, Ill. (Larkin)
25 Williams, Eric^	OF	S/L	5-10	170	Fr./HS	Carmel, NY (Trinity-Pawling)
27 Holiday, Taylor^	UTL	R/R	5-11	170	Fr./HS	Laguna Niguel, Calif. (Mission Viejo)
51 Cosentino, Joe	OF	R/R	5-11	185	Jr./TR	Henderson, Nev. (Phoenix College)

* - Has utilized redshirt year
^ - possible redshirt in 2004

Head Coach: 7 Pat Murphy (10th year)

Assistant Coaches: 62 Jay J. Sferra (9th year), 66 Mike Rooney (6th year), 29 Chris Sinacori (3rd year)

Director of Baseball Operations: Graham Rossini (5th year)

Operations and Recruiting Assistant: Steve Kirkman (6th year)

Undergraduate Assistant: Carlos Arguello (1st year)

Manager: Graham Ferguson (1st year)

Office Assistant: Sammie Nakama (2nd year)

Sports Medicine: Kenny McCarty (7th year)

Media Relations: Jeff Evans (4th year)

Numerical

2	Dustin Pedroia, SS
3	Jeff Landry, INF
4	Travis Buck, OF
5	Brian Walker, C
6	Seth Dhaenens, INF
9	Colin Curtis, OF
10	Joe Persichina, INF
11	Jeff Larish, OF/1B
12	Rocky Laguna, OF
15	Josh Asanovich, INF
16	Nick Cadena, OF/1B
17	Ryan McKenna, OF
19	Joel Bocchi, C
20	Nick Walsh, 2B
21	Quentin Andes, RHP
23	Matt Henne, 1B
25	Eric Williams, OF
26	Pat Cassa, LHP/OF
27	Taylor Holiday, UTL
32	Chris Cook, 1B
34	Jason Urquidez, RHP
35	Jeff Mousser, RHP
37	Zechry Zinicola, RHP/DH
38	Ladd Hall, RHP
39	Tuffy Gosewisch, C
40	Pat Bresnehan, RHP
41	Josh Blake, LHP
45	Erik Averill, LHP
47	Ty Marotz, RHP
49	Brett Bordes, LHP
50	Travis Webb, LHP/DH
51	Joe Cosentino, OF
60	Garrett Schoenberger, C

By Position

Catchers	4
Pitchers	12
Infielders	8
Outfielders	9

*players with multi-positions included

By Class

Seniors	2
Juniors	12
Sophomores	4
Freshmen	15

By State

Arizona	12
California	9
Washington	3
Illinois	2
Alaska	1
New Mexico	1
Nevada	1
Oklahoma	1
Kansas	1
Massachusetts	1
New York	1

Batting

Righties	17
Lefties	15
Switch	1

Pitching

Righties	7
Lefties	5



Sun Devil Baseball 2004

2004 Arizona State Baseball Game-by-Game Results


(37-13 Overall, 10-8 Pac-10, 25-9 Home, 9-2 Away, 3-2 Neutral, 13-3 Ranked Opponents)

Date	Opponent	W-L	Score	Att.	ASU Pitcher	Opp. Pitcher	Record	Notes
2/6	Florida State (#18)	W	2-1	3,078	Zinicola (1-0)	Lynch (1-1)	1-0	Gosewisch 2-out, 2-run double in B-9 wins game.
2/7	Florida State (#18)	W	10-9	3,220	Bresnehan (1-0)	Lynch (1-2)	2-0	Curtis 3x5, 4 RBI, HR. Devils score 3 in B-9.
2/8	Florida State (#18)	W	12-6	3,386	Urquidez (1-0)	Sauls (0-1)	3-0	Buck 3x3, 4 RBI. Urquidez 9 K's in 5.0 IP.
2/13	vs. CS Northridge^	W	13-3	868	Averill (1-0)	Hochgesang (0-1)	4-0	Pedroia 3x4, 2 2B. Curtis 3x4, 3 R.
2/14	vs. Utah^	W	11-0	813	Urquidez (2-0)	Mackay (0-1)	5-0	Pedroia 3x4, 3 R, 2 RBI. Urquidez 7 K's in 6.0 IP.
2/15	vs. Oklahoma^	L	0-6	1,370	Cassa (0-1)	Purcey (1-0)	5-1	NCAA record 506 game scoring streak ends!
2/16	Gonzaga	W	10-3	2,172	Bresnehan (2-0)	Monroe (0-1)	6-1	Pedroia 4-for-5, 3 2B. Bresnehan 7 K's in 5.0 IP.
2/20	vs. Lamar#	L	4-5	3,108	Zinicola (1-1)	Stutes (2-0)	6-2	Pedroia 3x5, HR. Lamar scores two in eighth.
2/21	vs. Memphis#	W	7-0	3,405	Cassa (1-1)	Hankins (0-1)	7-2	Cassa 9 K's, 1 H in 6.0 IP. Pedroia 3x4, 2 RBI.
2/22	at Rice# (#1)	W	3-1	3,604	Urquidez (3-0)	Niemann (0-1)	8-2	Urquidez 7 K's, 3 H in complete-game effort.
2/24	Arizona (#16)	W	4-0	2,748	Bordes (1-0)	Guyette (1-2)	9-2	Bordes 10 K's in 6.0 IP. Pedroia 3x4, 2 2B.
2/27	UConn	W	18-2	2,163	Mousser (1-0)	Hourigan (0-1)	10-2	Mousser 0 H, 5.0 IP. Cook 4x4, 2 2B, HR, 4 RBI.
2/28	UConn	W	16-5	2,385	Bresnehan (3-0)	James (0-1)	11-2	Buck 4x5, 4 2B, 4 RBI. Pedroia hits grand slam.
2/29	UConn	W	18-11	2,400	Urquidez (4-0)	Tucci (0-1)	12-2	Buck 5x5, 8 RBI, HR. Asanovich 2x2, 4 R, 4 RBI.
3/5	East Carolina (#18)	W	7-6	2,552	Andes (1-0)	Flye (1-1)	13-2	Zinicola 2-run HR in eighth caps comeback.
3/6	East Carolina (#18)	W	6-4	2,567	Urquidez (5-0)	Harrell (2-1)	14-2	Buck GW HR in 7th. Urquidez 4 K in 7.0 IP.
3/7	East Carolina (#18)	W	7-5	2,842	Andes (2-0)	Brooks (1-1)	15-2	Buck hits HR in 4th straight. Walsh 2x3, 3 RBI.
3/12	Tulane (#11)	L	3-5	2,827	Mousser (1-1)	Mohl (4-0)	15-3	Buck HR in fifth straight, but ASU only 4 H.
3/13	Tulane (#11)	W	11-3	2,650	Urquidez (6-0)	Crowel (3-1)	16-3	Pedroia 4x4, 5 RBI, HR. Larish 2x4, 3 RBI, HR.
3/14	Tulane (#11)	W	5-1	3,005	Averill (2-0)	Hahn (3-1)	17-3	Walsh 2x3, 2 RBI. Bordes 6 K's in 4.1 IP.
3/16	Oklahoma State	W	3-2	3,253	Andes (3-0)	Rew (3-1)	18-3	Cassa, Andes, Bresnehan limit OSU to 2 UE runs.
3/17	Oklahoma State	W	16-6	3,024	Blake (1-0)	Grogan (4-1)	19-3	Larish 3x6, 2 2B, 4 RBI. 11 players with hits.
3/19	California*	L	7-9	2,766	Andes (3-1)	Johnson (1-0)	19-4	Pedroia 4x5, 2B, RBI. Zinicola 2x5, 2 RBI.
3/20	California*	L	8-20	2,314	Urquidez (6-1)	Read (1-0)	19-5	ASU ties school record giving up 13 runs in 5th.
3/21	California	W	8-4	2,735	Zinicola (2-1)	Crist (2-4)	20-5	Zinicola 7.0 IP with 5 K's. Asanovich 3-run HR.
3/26	Washington*	L	1-11	3,336	Urquidez (6-2)	Lincecum (3-0)	20-6	ASU gives up 3 HR and score only one run in loss.
3/27	Washington*	W	9-4	2,876	Bordes (2-0)	Everitt (3-2)	21-6	Walsh 2x4, 2 RBI. Pedroia solo HR.
3/28	Washington*	L	6-8	2,761	Bresnehan (3-1)	Fenton (3-2)	21-7	Pedroia 3x6, 2 RBI. ASU gives up 6 in last 3 inn.
4/2	USC*	W	10-3	2,687	Urquidez (7-2)	Kennedy (4-1)	22-7	Urquidez 7 K's in 8.1 IP. Walsh 4x5, 2 R.
4/3	USC*	L	5-14	2,692	Averill (2-1)	Wentworth (2-2)	22-8	USC scores 11 unanswered runs with two outs.
4/4	USC*	L	3-10	2,681	Mousser (1-2)	Butler (3-1)	22-9	Devils lose third straight Pac-10 series.
4/8	Oral Roberts (#24)	L	7-9	2,231	Bresnehan (3-2)	Bigley (6-1)	22-10	Bullpen gives up seven runs in last two innings.
4/9	Oral Roberts (#24)	W	5-1	2,334	Urquidez (8-2)	Recio (0-1)	23-10	Urquidez 6 K's, 5 H in 7.0 IP. Gosewisch 2-R HR.
4/10	Oral Roberts (#24)	L	5-6	2,157	Mousser (1-3)	Sorrow (5-1)	23-11	Asanovich 3-for-3, 2B, 3B. Devils score 2 in ninth.
4/12	Arizona	W	9-5	2,308	Cassa (2-1)	Mills (0-1)	24-11	Pedroia 3-for-5, 2B. Cassa/Zinicola 8 K's in 3.1 IP.
4/16	at UCLA*	W	12-4	450	Mousser (2-3)	Beck (2-3)	25-11	Pedroia 4-for-5. Mousser 5 H, 1 R in 7.0 IP.
4/17	at UCLA*	W	4-3	568	Zinicola (3-1)	Rustich (3-1)	26-11	Averill and Zinicola retire last 15 batters in win.
4/18	at UCLA*	L	10-11	657	Zinicola (3-2)	Brophy (4-0)	26-12	Buck 2x4, but Devils comeback stalls in ninth.
4/23	at Wash. State*	W	17-5	703	Mousser (3-3)	MacKenzie (5-4)	27-12	Persichina 4x5. Mousser CG. Pedroia 2x4, HR.
4/24	at Wash. State*	W	5-3	882	Zinicola (4-2)	Daman Jr. (2-3)	28-12	Zinicola GW sac fly, win on mound 2.2 IP, 0 R.
4/25	at Wash. State*	L	4-8	843	Averill (2-2)	Alwert (4-1)	28-13	Asanovich 3x5. WSU scores five in sixth inning.
4/27	at Wichita State (#7)	W	10-9	4,521	Averill (3-2)	Banick (2-3)	29-13	Pedroia 3x5, 2B, 2 HR. ASU trailed 7-1 in 2nd.
4/28	at Wichita State (#7)	W	4-3	4,370	Mousser (4-3)	Pelfrey (6-1)	30-13	Mousser 2 H, 1 UER in 6.1 IP. Pedroia 2x5, RBI.
5/3	New Mexico State	W	19-2	2,190	Urquidez (9-2)	Pilon (0-1)	31-13	Urquidez 2 H, 1 R, 5.0 IP. Larish 4x6, 3 R, RBI.
5/4	New Mexico State	W	6-2	2,177	Mousser (5-3)	Cobb (1-1)	32-13	Devils turn four DP's in win. Gosewisch 2R 2B.
5/14	Oregon State*	W	9-3	2,509	Averill (4-2)	Postlewait (9-3)	33-13	Buck 2-for-5, 4 RBI. Averill/Zinicola 0 R, 4.0 IP.
5/15	Oregon State*	W	3-1	2,860	Urquidez (10-2)	Buck (3-4)	34-13	Urquidez 12 K's in 8.1 IP. Larish 1x4, 2 RBI.
5/16	Oregon State*	W	8-4	2,354	Bordes (3-0)	Baldwin (5-5)	35-13	Zinicola 2-for-5, HR, 2B. Averill 1.1 IP, 3 K.
5/18	at New Mexico	W	22-4	1,153	Cassa (3-1)	Coltrinari (1-3)	36-13	10 player with multi-hit. Cook 2x4, 6 RBI, GS.
5/19	at New Mexico St.	W	12-5	1,450	Andes (4-1)	Cameron (6-7)	37-13	Pedroia 3-R HR. Buck 3x5. Cook 2x5, HR, 3 RBI.
5/21	at Arizona*	7 p.m.						
5/22	at Arizona*	7 p.m.						
5/23	at Arizona*	1 p.m.						
5/28	at Stanford*	6 p.m.						
5/29	at Stanford*	1 p.m.						
5/30	at Stanford*	1 p.m.						

* Pac-10 Game, ^ Coca-Cola Spring Training College Baseball Classic (Surprise, Ariz.)
Coca-Cola Rice Baseball Classic, \$ Played at Isotopes Ballpark



Sun Devil Baseball 2004



Arizona State Sun Devil Baseball Overall Statistics

Record: 37-13 Home: 25-9 Away: 9-2 Neutral: 3-2 Pac-10: 10-8

Player	AVG	GP-GS	AB	R	H	2B	3B	HR	RBI	TB	SLG%	BB	HBP	SO	GDP	OB%	SF	SH	SB-ATT	PO	A	E	FLD%
2 Dustin Pedroia...	.411	50-50	207	68	85	22	1	9	48	136	.657	41	5	10	7	.514	2	1	6-11	75	162	8	.967
20 Nick Walsh.....	.368	43-36	125	27	46	7	0	0	22	53	.424	19	6	9	1	.464	3	7	5-10	72	68	5	.966
15 Josh Asanovich...	.366	40-32	112	34	41	9	2	3	29	63	.563	17	10	13	1	.472	5	2	4-6	40	62	7	.936
4 Travis Buck.....	.358	50-50	187	53	67	13	1	8	53	106	.567	38	9	28	5	.481	3	5	10-12	94	5	1	.990
39 Tuffy Gosewisch...	.355	50-49	166	34	59	13	0	2	42	78	.470	29	4	28	2	.458	2	8	0-2	353	37	6	.985
32 Chris Cook.....	.333	36-16	81	21	27	7	0	5	21	49	.605	7	2	30	2	.400	0	1	1-1	144	7	2	.987
10 Joe Persichina...	.323	47-37	127	25	41	6	1	1	20	52	.409	19	5	15	2	.425	2	2	3-4	264	38	3	.990
19 Joel Bocchi.....	.316	28-14	57	10	18	3	0	0	13	21	.368	11	9	12	2	.487	1	1	0-0	27	1	0	1.000
9 Colin Curtis.....	.305	49-49	167	36	51	11	0	5	35	77	.461	34	5	31	7	.435	1	0	10-12	99	0	1	.990
11 Jeff Larish.....	.294	48-48	201	36	59	16	0	4	41	87	.433	30	1	42	1	.385	2	0	3-7	71	2	0	1.000
37 Zechry Zinicola...	.274	26-20	84	18	23	7	0	3	22	39	.464	11	1	20	2	.354	3	0	0-0	18	7	1	.962
6 Seth Dhaenens....	.271	38-24	85	26	23	3	0	0	7	26	.306	22	0	19	5	.421	0	4	3-7	28	45	5	.936
16 Nick Cadena.....	.239	31-10	67	11	16	2	0	3	11	27	.403	3	1	15	2	.278	1	0	1-1	7	0	1	.875

17 Ryan McKenna.....	.324	24-4	34	9	11	1	1	1	7	17	.500	4	0	6	0	.395	0	3	1-1	6	0	0	1.000
60 Garrett Schoenber	.000	8-0	7	0	0	0	0	0	0	0	.000	0	0	2	0	.000	0	0	0-0	14	0	0	1.000
26 Pat Cassa.....	.000	3-0	1	0	0	0	0	0	0	0	.000	0	0	0	0	.000	0	0	0-0	5	11	3	.842
50 Travis Webb.....	.000	1-0	1	0	0	0	0	0	0	0	.000	0	0	1	0	.000	0	0	0-0	1	1	1	.667
51 Joe Cosentino....	.000	1-0	1	0	0	0	0	0	0	0	.000	0	0	0	0	.000	0	0	0-0	0	0	0	.000
49 Brett Bordes.....	.000	1-0	0	1	0	0	0	0	0	0	.000	0	0	0	0	.000	0	0	0-0	3	6	0	1.000
Totals.....	.329	50-50	1744	414	574	121	6	44	375	839	.481	290	59	291	42	.436	25	34	47-75	1341	516	52	.973
Opponents.....	.262	50-50	1690	258	442	65	10	39	237	644	.381	218	41	389	50	.357	16	33	39-55	1270	552	81	.957

LOB - Team (468), Opp (400). DP's turned - Team (58), Opp (53). TP's turned - Team (1). CI - Team (1), Gosewisch 1. IBB - Team (18), Pedroia 6, Buck 4, Larish 3, Asanovich 2, Persichina 1, Bocchi 1, Gosewisch 1, Opp (2). Picked off - Buck 2, Larish 1, Asanovich 1, Curtis 1, Pedroia 1.

(All games Sorted by Earned run avg)


Player	ERA	W-L	APP	GS	CG	SHO/CBO	SV	IP	H	R	ER	BB	SO	2B	3B	HR	AB	B/Avg	WP	HBP	BK	SFA	SHA
34 Jason Urquidez...	2.94	10-2	16	14	1	0/1	0	82.2	75	30	27	38	80	9	2	8	301	.249	2	6	0	2	4
37 Zechry Zinicola...	3.40	4-2	20	4	0	0/0	6	45.0	42	19	17	12	46	6	1	3	168	.250	3	4	1	1	3
35 Jeff Mousser.....	3.57	5-3	14	14	1	0/0	0	75.2	67	36	30	33	35	14	2	4	269	.249	1	6	1	6	9
45 Erik Averill.....	4.81	4-2	21	3	0	0/0	1	58.0	57	35	31	17	42	7	2	3	221	.258	3	7	3	3	6
26 Pat Cassa.....	5.32	3-1	19	5	0	0/1	1	45.2	51	32	27	20	38	5	3	8	182	.280	1	1	1	0	3

40 Pat Bresnehan....	5.17	3-2	21	1	0	0/1	5	38.1	38	28	22	25	42	9	0	3	141	.270	4	4	1	1	3
21 Quentin Andes....	5.18	4-1	17	0	0	0/0	2	24.1	26	15	14	14	25	6	0	3	97	.268	1	5	0	0	2
47 Ty Marotz.....	5.23	0-0	14	3	0	0/1	0	20.2	22	14	12	12	23	2	0	4	81	.272	2	0	1	2	0
41 Josh Blake.....	5.89	1-0	11	0	0	0/1	1	18.1	22	15	12	13	13	0	0	0	73	.301	1	2	0	1	1
49 Brett Bordes.....	6.00	3-0	11	6	0	0/1	1	33.0	32	23	22	26	38	7	0	3	129	.248	2	5	1	0	2
50 Travis Webb.....	6.75	0-0	8	0	0	0/1	0	5.1	10	11	4	8	7	0	0	0	28	.357	0	1	0	0	0
Totals.....	4.35	37-13	50	50	2	3/3	17	447.0	442	258	216	218	389	65	10	39	1690	.262	20	41	9	16	33
Opponents.....	7.44	13-37	50	50	0	1/1	6	423.1	574	414	350	290	291	121	6	44	1744	.329	39	59	13	25	34

PB - Team (2), Gosewisch 1, Bocchi 1, Opp (6). Pickoffs - Team (3), Urquidez 2, Zinicola 1, Opp (5). SBA/ATT - Gosewisch (33-48), Urquidez (11-19), Bresnehan (8-10), Cassa (3-6), Mousser (4-5), Averill (5-5), Bocchi (5-5), Zinicola (3-4), Bordes (2-3), Schoenberger (1-1), Andes (1-1), Blake (1-1), Marotz (1-1).



Sun Devil Baseball 2004




Arizona State Sun Devil Baseball Fielding Statistics

2004 Arizona State Sun Devil Baseball
Overall Statistics for Arizona State (as of May 20, 2004)
(All games Sorted by Fielding pct)

Player	C	PO	A	E	FLD%	DPS	SBA	CSB	SBA%	PB	CI
11 Jeff Larish.....	73	71	2	0	1.000	1	0	0	---	0	0
19 Joel Bocchi.....	28	27	1	0	1.000	0	5	0	1.000	1	0
60 Garrett Schoenber	14	14	0	0	1.000	0	1	0	1.000	0	0
49 Brett Bordes.....	9	3	6	0	1.000	0	2	1	.667	0	0
17 Ryan McKenna.....	6	6	0	0	1.000	0	0	0	---	0	0
40 Pat Bresnehan....	5	1	4	0	1.000	0	8	2	.800	0	0
21 Quentin Andes....	3	0	3	0	1.000	0	1	0	1.000	0	0
47 Ty Marotz.....	2	0	2	0	1.000	0	1	0	1.000	0	0
10 Joe Persichina...	305	264	38	3	.990	38	0	0	---	0	0
9 Colin Curtis.....	100	99	0	1	.990	0	0	0	---	0	0
4 Travis Buck.....	100	94	5	1	.990	1	0	0	---	0	0
32 Chris Cook.....	153	144	7	2	.987	20	0	0	---	0	0
39 Tuffy Gosewisch..	396	353	37	6	.985	3	33	15	.688	1	1
2 Dustin Pedroia...	245	75	162	8	.967	40	0	0	---	0	0
20 Nick Walsh.....	145	72	68	5	.966	26	0	0	---	0	0
37 Zechry Zinicola..	26	18	7	1	.962	4	3	1	.750	0	0
6 Seth Dhaenens....	78	28	45	5	.936	7	0	0	---	0	0
15 Josh Asanovich...	109	40	62	7	.936	13	0	0	---	0	0
45 Erik Averill.....	14	3	10	1	.929	0	5	0	1.000	0	0
35 Jeff Mousser.....	21	4	15	2	.905	2	4	1	.800	0	0
34 Jason Urquidez...	17	3	12	2	.882	2	11	8	.579	0	0
16 Nick Cadena.....	8	7	0	1	.875	0	0	0	---	0	0
41 Josh Blake.....	7	2	4	1	.857	0	1	0	1.000	0	0
26 Pat Cassa.....	19	5	11	3	.842	0	3	3	.500	0	0
50 Travis Webb.....	3	1	1	1	.667	0	0	0	---	0	0
51 Joe Cosentino....	0	0	0	0	.000	0	0	0	---	0	0
Totals.....	1909	1341	516	52	.973	58	39	16	.709	2	1
Opponents.....	1903	1270	552	81	.957	53	47	28	.627	6	0



Sun Devil Baseball 2004



Arizona State Sun Devil Baseball Statistics Summary

Inning-by-inning	1	2	3	4	5	6	7	8	9	Total
Arizona State	59	48	63	51	54	35	44	48	12	414
Opponents	29	26	19	27	38	40	26	22	31	258

Win-Loss Record When

Overall.....	37-13	After 6 leading.....	30-2
Conference.....	10-8 trailing....	4-10
Non-Conference.....	27-5 tied.....	3-1
Home games.....	25-9	After 7 leading.....	32-1
Away games.....	9-2 trailing....	3-10
Neutral site.....	3-2 tied.....	2-2
Day games.....	15-9	After 8 leading.....	34-1
Night games.....	22-4 trailing....	2-11
vs Left starter....	8-5 tied.....	1-1
vs Right starter....	29-8		
1-Run games.....	7-3	Hit 0 home runs.....	17-8
2-Run games.....	4-4	... 1 home run.....	9-3
5+Run games.....	17-5	... 2+ home runs....	11-2
Extra innings.....	0-0		
Shutouts.....	3-1	Opponent 0 home runs	22-4
	 1 home run.	8-6
	 2+ HRs.....	7-3
Scoring 0-2 runs....	1-2		
..... 3-5 runs....	9-6	Made 0 errors.....	15-2
..... 6-9 runs....	10-4 1 error.....	16-3
..... 10+ runs....	17-1 2+ errors.....	6-8
Opponent 0-2 runs... 13-0			
..... 3-5 runs... 17-2		Opp. made 0 errors..	5-6
..... 6-9 runs... 6-6	 1 error... 11-2	
..... 10+ runs... 1-5	 2+ errors. 21-5	
Scored in 1st inning 23-3		Out-hit opponent....	31-3
Opp. scored in 1st.. 10-8		Out-hit by opponent..	5-9
Scores first..... 28-3		Hits are tied.....	1-1
Opp. scores first... 9-10			

Record when team scores:

Runs	0	1	2	3	4	5	6	7	8	9	10+
W-L	0-1	0-1	1-0	3-2	3-2	3-2	2-1	3-2	2-1	3-0	17-1

Record when opponent scores:

Runs	0	1	2	3	4	5	6	7	8	9	10+
W-L	3-0	5-0	5-0	6-0	6-0	5-2	3-2	1-0	0-2	2-2	1-5

Record when leading after:

Inn.	1	2	3	4	5	6	7	8
W-L	18-3	22-5	26-6	28-6	30-5	30-2	32-1	34-1

Record when trailing after:

Inn.	1	2	3	4	5	6	7	8
W-L	5-7	4-8	6-7	6-7	4-7	4-10	3-10	2-11

Record when tied after:

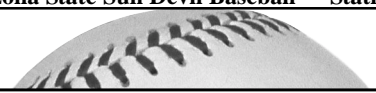
Inn.	1	2	3	4	5	6	7	8
W-L	14-3	11-0	5-0	3-0	3-1	3-1	2-2	1-1

Current winning streak : 9
 Longest winning streak : 9
 Longest losing streak : 3

Home attendance : 90249 (34 dates avg = 2654)
 Away attendance : 28789 (16 dates avg = 1799)
 Total attendance: 119038 (50 dates avg = 2380)



Sun Devil Baseball 2004




Arizona State Sun Devil Team Game-by-Game – Hitting

Batting (All games)

Date	Opponent	AB	R	H	RBI	2B	3B	HR	BB	IBB	SB	CS	HBP	SAC	SF	GDP	K	PO	A	E	Avg
Feb 06, 2004	Florida State	35	2	7	2	5	0	0	5	1	1	0	0	0	0	0	7	27	10	0	.200
Feb 07, 2004	Florida State	38	10	12	10	2	0	1	3	0	0	0	3	0	1	1	6	27	10	0	.260
Feb 08, 2004	Florida State	35	12	10	12	6	0	0	15	2	3	0	1	0	0	0	5	27	6	1	.269
Feb 13, 2004 vs	CS Northridge	37	13	13	9	7	0	0	11	1	1	0	2	1	0	1	5	27	11	3	.290
Feb 14, 2004 vs	Utah	34	11	12	9	1	0	0	8	0	1	1	2	0	0	3	8	27	9	0	.302
Feb 15, 2004 vs	Oklahoma	30	0	4	0	0	0	0	4	0	0	0	0	0	0	0	8	27	8	1	.278
Feb 16, 2004	Gonzaga	34	10	12	8	4	0	0	4	0	2	0	1	0	1	0	5	27	6	4	.288
Feb 20, 2004 vs	Lamar	32	4	9	2	1	0	1	4	0	2	1	4	0	0	3	9	24	10	2	.287
Feb 21, 2004 vs	Memphis	33	7	9	6	2	0	2	4	0	1	0	1	1	0	0	9	27	9	0	.286
Feb 22, 2004 at	Rice	27	3	5	3	1	0	1	4	0	0	2	1	1	1	1	6	27	9	2	.278
Feb 24, 2004	Arizona	30	4	9	4	2	0	0	9	1	0	2	0	1	0	1	7	27	6	1	.279
Feb 27, 2004	Connecticut	45	18	21	18	3	1	2	6	0	0	0	3	0	0	2	7	27	10	0	.300
Feb 28, 2004	Connecticut	38	16	17	16	6	0	3	11	1	0	0	1	1	0	1	2	27	9	1	.312
Feb 29, 2004	Connecticut	37	18	15	17	2	0	2	10	0	2	0	4	0	0	1	5	27	11	1	.320
Mar 05, 2004	East Carolina	30	7	9	7	0	0	3	3	0	0	0	0	0	0	3	7	27	10	1	.318
Mar 06, 2004	East Carolina	27	6	7	6	2	0	2	5	0	2	1	0	3	1	1	4	27	7	1	.315
Mar 07, 2004	East Carolina	32	7	13	7	3	0	1	10	2	1	1	0	3	1	1	2	27	10	0	.321
Mar 12, 2004	Tulane	31	3	4	3	0	0	1	8	0	0	0	0	1	0	0	4	27	9	2	.311
Mar 13, 2004	Tulane	38	11	13	11	3	0	2	6	0	2	0	0	0	0	1	7	27	10	1	.313
Mar 14, 2004	Tulane	30	5	11	5	2	0	0	3	1	1	1	0	1	2	1	4	27	11	1	.315
Mar 16, 2004	Oklahoma State	33	3	10	3	1	0	0	4	0	0	0	2	0	0	2	7	27	9	2	.314
Mar 17, 2004	Oklahoma State	44	16	19	15	6	0	0	6	0	1	0	0	0	0	1	7	27	13	1	.321
Mar 19, 2004	*California	38	7	11	6	3	0	0	6	0	2	0	1	2	0	0	11	27	15	1	.320
Mar 20, 2004	*California	38	8	13	7	2	0	2	2	0	0	0	1	1	0	0	1	27	11	3	.321
Mar 21, 2004	*California	34	8	10	7	3	0	1	3	1	0	0	2	1	1	0	7	27	11	2	.320
Mar 26, 2004	*Washington	30	1	7	1	1	0	0	3	0	0	1	0	0	1	2	8	27	9	1	.317
Mar 27, 2004	*Washington	33	9	10	6	1	0	1	8	1	0	1	2	1	0	0	2	27	9	0	.316
Mar 28, 2004	*Washington	35	6	10	5	1	0	2	8	0	0	0	3	1	0	2	2	27	8	3	.315
Apr 02, 2004	*USC	38	10	17	9	4	0	0	6	1	3	1	1	1	0	0	9	27	10	0	.320
Apr 03, 2004	*USC	39	5	13	5	2	0	1	6	0	1	0	0	0	0	0	7	27	10	2	.321
Apr 04, 2004	*USC	34	3	8	3	2	0	0	6	0	1	0	0	0	0	1	10	27	10	0	.318
Apr 08, 2004	Oral Roberts	34	7	8	6	2	1	0	5	0	0	1	1	1	0	0	6	27	13	2	.316
Apr 09, 2004	Oral Roberts	30	5	11	4	0	0	1	2	0	0	2	0	0	1	2	3	27	16	0	.317
Apr 10, 2004	Oral Roberts	35	5	12	5	1	1	0	2	0	1	0	3	0	1	2	4	27	11	2	.318
Apr 12, 2004	Arizona	33	9	12	8	3	0	0	8	1	4	1	2	1	1	0	7	27	8	2	.319
Apr 16, 2004 at	*UCLA	36	12	14	10	2	0	0	7	0	2	2	2	0	1	1	7	27	10	0	.321
Apr 17, 2004 at	*UCLA	36	4	11	4	2	0	0	3	0	0	1	0	0	2	0	7	27	11	0	.321
Apr 18, 2004 at	*UCLA	29	10	7	10	4	0	0	10	1	1	2	3	1	3	0	9	24	6	0	.319
Apr 23, 2004 at	*Washington State	42	17	17	15	2	0	2	5	0	1	0	1	4	1	0	9	27	14	1	.321
Apr 24, 2004 at	*Washington State	35	5	10	5	2	0	1	3	2	2	1	0	0	2	0	4	27	16	0	.321
Apr 25, 2004 at	*Washington State	37	4	13	3	3	0	0	3	0	0	2	0	0	0	1	5	24	15	2	.321
Apr 27, 2004 at	Wichita State	38	10	14	10	4	0	4	5	0	0	0	1	0	0	2	2	27	14	1	.323
Apr 28, 2004 at	Wichita State	37	4	12	3	1	0	0	1	0	0	2	0	1	1	0	11	27	13	1	.323
May 03, 2004	New Mexico State	39	19	18	16	5	0	1	14	0	0	0	4	0	0	1	4	27	9	1	.326
May 04, 2004	New Mexico State	28	6	7	6	1	0	0	4	0	2	0	1	1	2	0	3	27	13	1	.325
May 14, 2004	*Oregon State	36	9	12	7	2	1	0	4	1	2	1	0	1	0	1	2	27	12	0	.325
May 15, 2004	*Oregon State	29	3	6	3	2	0	0	5	0	0	0	2	0	0	1	5	27	7	1	.323
May 16, 2004	*Oregon State	30	8	10	8	2	0	1	7	1	1	1	2	1	1	0	3	27	14	1	.323
May 18, 2004 at	New Mexico	53	22	26	20	3	2	4	8	0	0	0	1	1	0	1	6	27	11	0	.328
May 19, 2004 at	New Mexico State	38	12	14	10	2	0	2	3	0	4	0	1	2	0	1	6	27	7	0	.329
Totals		1744	414	574	375	121	6	44	290	18	47	28	59	34	25	42	291	1341	516	52	.329



Sun Devil Baseball 2004



Arizona State Sun Devil Team Game-by-Game -- Pitching

Pitching (All games)

Date	Opponent	IP	H	R	ER	BB	SO	2B	3B	HR	WP	BK	HBP	DP	IBB	Score	W-L	SV	ERA
Feb 06, 2004	Florida State	9.0	4	1	1	2	5	0	0	0	0	0	0	0	0	2-1	1-0	0	1.00
Feb 07, 2004	Florida State	9.0	11	9	9	8	7	2	0	4	0	1	1	1	0	10-9	2-0	0	5.00
Feb 08, 2004	Florida State	9.0	9	6	4	11	17	0	0	0	0	0	0	2	0	12-6	3-0	1	4.67
Feb 13, 2004	vs CS Northridge	9.0	4	3	1	1	9	1	0	0	0	0	2	1	0	13-3	4-0	1	3.75
Feb 14, 2004	vs Utah	9.0	5	0	0	3	11	0	0	0	0	0	0	1	0	11-0	5-0	1	3.00
Feb 15, 2004	vs Oklahoma	9.0	9	6	6	3	7	0	1	1	0	0	0	0	0	0-6	5-1	1	3.50
Feb 16, 2004	Gonzaga	9.0	11	7	5	3	13	2	1	0	0	0	1	0	0	10-7	6-1	2	3.71
Feb 20, 2004	vs Lamar	8.0	9	5	5	2	4	2	0	1	1	0	0	1	0	4-5	6-2	2	3.93
Feb 21, 2004	vs Memphis	9.0	2	0	0	2	9	0	0	0	0	0	0	0	0	7-0	7-2	3	3.49
Feb 22, 2004	at Rice	9.0	3	1	1	2	7	0	0	0	0	0	0	0	0	3-1	8-2	3	3.24
Feb 24, 2004	Arizona	9.0	3	0	0	4	15	0	0	0	0	1	1	1	0	4-0	9-2	4	2.94
Feb 27, 2004	Connecticut	9.0	3	2	2	11	7	1	0	0	0	0	1	3	0	18-2	10-2	4	2.86
Feb 28, 2004	Connecticut	9.0	7	5	1	8	10	3	0	0	1	0	1	1	0	16-5	11-2	4	2.72
Feb 29, 2004	Connecticut	9.0	16	11	10	4	7	2	1	2	1	1	0	1	0	18-11	12-2	4	3.24
Mar 05, 2004	East Carolina	9.0	10	6	6	5	4	2	1	1	1	0	0	0	0	7-6	13-2	5	3.43
Mar 06, 2004	East Carolina	9.0	6	4	3	3	6	0	0	2	0	0	1	1	0	6-4	14-2	6	3.40
Mar 07, 2004	East Carolina	9.0	9	5	5	2	7	0	0	2	0	0	2	0	0	7-5	15-2	7	3.49
Mar 12, 2004	Tulane	9.0	9	5	3	1	7	2	1	0	0	0	0	0	0	3-5	15-3	7	3.47
Mar 13, 2004	Tulane	9.0	8	3	3	6	6	1	1	0	0	0	0	1	0	11-3	16-3	7	3.44
Mar 14, 2004	Tulane	9.0	6	1	1	4	9	0	0	0	0	0	1	1	0	5-1	17-3	8	3.32
Mar 16, 2004	Oklahoma State	9.0	8	2	0	2	7	2	0	0	0	0	0	1	0	3-2	18-3	9	3.16
Mar 17, 2004	Oklahoma State	9.0	12	6	6	4	5	0	0	0	2	1	1	2	0	16-6	19-3	9	3.29
Mar 19, 2004	*California	9.0	13	9	9	3	5	3	0	0	0	2	2	1	0	7-9	19-4	9	3.54
Mar 20, 2004	*California	9.0	19	20	9	11	5	2	0	1	1	0	2	1	0	8-20	19-5	9	3.77
Mar 21, 2004	*California	9.0	12	4	4	1	5	1	0	2	1	0	1	2	0	8-4	20-5	9	3.78
Mar 26, 2004	*Washington	9.0	13	11	9	6	9	4	0	3	0	0	1	0	0	1-11	20-6	9	3.98
Mar 27, 2004	*Washington	9.0	5	4	4	5	9	2	0	0	1	0	2	0	0	9-4	21-6	10	3.98
Mar 28, 2004	*Washington	9.0	8	8	6	2	5	3	0	1	1	0	2	1	0	6-8	21-7	10	4.05
Apr 02, 2004	*USC	9.0	8	3	3	6	7	1	1	0	0	0	0	1	0	10-3	22-7	10	4.02
Apr 03, 2004	*USC	9.0	14	14	13	8	3	1	0	1	0	0	3	1	0	5-14	22-8	10	4.32
Apr 04, 2004	*USC	9.0	15	10	10	1	7	3	0	1	0	1	4	3	1	3-10	22-9	10	4.50
Apr 08, 2004	Oral Roberts	9.0	14	9	5	7	6	0	0	0	2	0	0	1	0	7-9	22-10	10	4.52
Apr 09, 2004	Oral Roberts	9.0	6	1	1	3	8	2	0	0	1	0	1	2	0	5-1	23-10	10	4.41
Apr 10, 2004	Oral Roberts	9.0	11	6	5	5	9	3	0	2	0	0	0	0	0	5-6	23-11	10	4.43
Apr 12, 2004	Arizona	9.0	11	5	5	5	13	2	1	0	1	0	1	1	0	9-5	24-11	11	4.44
Apr 16, 2004	at *UCLA	9.0	7	4	4	6	5	1	0	0	0	0	0	0	0	12-4	25-11	11	4.43
Apr 17, 2004	at *UCLA	9.0	8	3	3	0	6	1	1	1	0	0	0	1	0	4-3	26-11	11	4.39
Apr 18, 2004	at *UCLA	8.0	11	11	11	8	10	3	0	3	1	0	0	2	0	10-11	26-12	11	4.58
Apr 23, 2004	at *Washington State	9.0	9	5	5	3	0	2	0	1	0	1	0	2	0	17-5	27-12	11	4.59
Apr 24, 2004	at *Washington State	9.0	8	2	2	1	7	0	0	0	0	0	3	0	0	5-2	28-12	11	4.53
Apr 25, 2004	at *Washington State	8.0	7	8	6	6	5	1	0	0	1	0	2	3	1	4-8	28-13	11	4.57
Apr 27, 2004	at Wichita State	9.0	10	9	8	9	8	1	0	1	0	0	1	0	0	10-9	29-13	12	4.66
Apr 28, 2004	at Wichita State	9.0	6	3	2	5	8	0	0	1	0	0	0	1	0	4-3	30-13	13	4.59
May 03, 2004	New Mexico State	9.0	4	2	2	3	10	1	0	1	0	0	0	1	0	19-2	31-13	14	4.53
May 04, 2004	New Mexico State	9.0	11	2	2	3	8	0	0	1	1	0	0	4	0	6-2	32-13	14	4.48
May 14, 2004	*Oregon State	9.0	5	3	3	7	10	3	0	0	1	0	1	1	0	9-3	33-13	15	4.45
May 15, 2004	*Oregon State	9.0	10	1	1	2	13	1	0	0	0	0	1	1	0	3-1	34-13	16	4.37
May 16, 2004	*Oregon State	9.0	10	4	3	3	8	1	0	2	0	0	2	2	0	8-4	35-13	17	4.34
May 18, 2004	at New Mexico	9.0	12	4	4	3	11	2	1	1	1	1	0	0	0	22-4	36-13	17	4.34
May 19, 2004	at New Mexico State	9.0	11	5	5	5	10	1	0	3	1	0	0	0	0	12-5	37-13	17	4.35
Totals		447.0	442	258	216	218	389	65	10	39	20	9	41	50	2	414-258	37-13	17	4.35



Sun Devil Baseball 2004

Arizona State Sun Devil Baseball in Pac-10 Play

Record: 10-8 Home: 6-6 Away: 4-2 Pac-10: 10-8

Date	Opposing team	Score	Player	AVG	GP-GS	AB	R	H	2B	3B	HR	RBI	BB	HBP	SO	SB-ATT
*3/19	California	7-9 L	20 Nick Walsh.....	.442	15-15	52	14	23	2	0	0	10	9	5	3	4-6
*3/20	California	8-20 L	2 Dustin Pedroia...	.378	18-18	74	18	28	5	1	2	14	18	1	4	4-8
*3/21	California	W 8-4	19 Joel Bocchi.....	.364	10-2	11	2	4	1	0	0	5	2	2	2	0-0
*3/26	Washington	1-11 L	10 Joe Persichina...	.362	17-13	47	8	17	2	0	0	7	5	1	6	1-2
*3/27	Washington	W 9-4	32 Chris Cook.....	.355	15-7	31	11	11	2	0	2	5	4	1	10	0-0
*3/28	Washington	6-8 L	39 Tuffy Gosewisch..	.333	18-18	57	12	19	3	0	0	15	14	3	10	0-1
*4/2	USC	W 10-3	15 Josh Asanovich...	.319	15-13	47	11	15	3	0	2	7	7	3	7	1-3
*4/3	USC	5-14 L	4 Travis Buck.....	.306	18-18	72	16	22	4	0	2	15	11	2	13	2-4
*4/4	USC	3-10 L	37 Zechry Zinicola..	.297	11-9	37	5	11	5	0	1	9	2	0	7	0-0
*4/16	at UCLA	W 12-4	11 Jeff Larish.....	.271	16-16	70	10	19	5	0	0	12	4	0	16	1-1
*4/17	at UCLA	W 4-3	9 Colin Curtis.....	.262	17-17	61	12	16	5	0	0	7	12	1	11	2-2
*4/18	at UCLA	10-11 L	6 Seth Dhaenens....	.226	11-9	31	6	7	1	0	0	1	6	0	8	1-2
*4/23	at Washington State	W 17-5	16 Nick Cadena.....	.226	12-6	31	3	7	2	0	2	7	1	1	10	0-0
*4/24	at Washington State	W 5-2	17 Ryan McKenna.....	.000	6-1	7	1	0	0	0	0	0	0	0	1	0-0
*4/25	at Washington State	4-8 L	60 Garrett Schoenber	.000	1-0	1	0	0	0	0	0	0	0	0	0	0-0
*5/14	Oregon State	W 9-3	Totals.....	.316	18-18	629	129	199	40	1	11	114	95	20	108	16-29
*5/15	Oregon State	W 3-1	Opponents.....	.295	18-18	617	124	182	33	2	16	114	79	26	119	15-21
*5/16	Oregon State	W 8-4														

* = Pac-10 game

^ = Coca-Cola Classic (Surprise, Ariz.)

\$ = Coca-Cola Classic (Houston, Texas)

LOB - Team (173), Opp (144). DPs turned - Team (24), Opp (13). TPs turned - Team (1). IBB - Team (8), Pedroia 4, Asanovich 2, Persichina 1, Larish 1, Opp (2). Picked off - Buck 1.

Player	ERA	W-L	APP	GS	CG	SHO/CBO	SV	IP	H	R	ER	BB	SO
47 Ty Marotz.....	3.38	0-0	4	1	0	0/0	0	5.1	3	3	2	4	6
37 Zechry Zinicola..	3.75	3-1	8	2	0	0/0	2	24.0	20	11	10	4	23
34 Jason Urquidez...	4.13	2-2	6	6	0	0/0	0	32.2	40	17	15	15	31
41 Josh Blake.....	5.06	0-0	3	0	0	0/0	0	5.1	5	3	3	7	6
35 Jeff Mousser.....	5.14	2-1	5	5	1	0/0	0	28.0	27	16	16	12	8
45 Erik Averill.....	6.29	1-2	8	1	0	0/0	1	24.1	26	19	17	7	17
49 Brett Bordes.....	7.63	2-0	5	3	0	0/0	0	15.1	16	14	13	15	14
40 Pat Bresnehan....	9.00	0-1	6	0	0	0/0	0	11.0	16	12	11	5	8
26 Pat Cassa.....	10.57	0-0	6	0	0	0/0	0	7.2	11	10	9	6	1
21 Quentin Andes....	13.50	0-1	6	0	0	0/0	1	6.0	13	10	9	2	5
50 Travis Webb.....	54.00	0-0	2	0	0	0/0	0	0.1	5	9	2	2	0
Totals.....	5.91	10-8	18	18	1	0/0	4	160.0	182	124	105	79	119
Opponents.....	6.06	8-10	18	18	0	0/0	3	156.0	199	129	105	95	108

PB - Team (2), Bocchi 1, Gosewisch 1, Opp (1). Pickoffs - Team (1), Urquidez 1, Opp (1). SBA/ATT - Gosewisch (15-20), Urquidez (6-10), Bresnehan (3-3), Zinicola (1-2), Averill (2-2), Cassa (1-2), Bordes (1-1), Andes (1-1).

x-inactive player

Score by innings	1	2	3	4	5	6	7	8	9	Total
Arizona State	12	13	20	23	11	12	25	10	3	129
Opponents	11	8	9	16	25	19	10	9	17	124

Win-loss breakouts: Day 6-6; Night 4-2; vs Left 1-4; vs Right 9-4;


1-Run games 1-1; 2-Run games 1-2; 5+Run games 5-4; Extra inns 0-0; Shutouts 0-0.

Current streak: Won 3; Longest winning streak: 3; Longest losing streak: 2.

Attendance: Home 32571 (avg 2714); Away 4103 (avg 683); Total 36674 (avg 2037).



Sun Devil Baseball 2004



Arizona State Sun Devil Baseball vs. Non-Conference

Record: 27-5 Home: 19-3 Away: 5-0 Neutral: 3-2 Pac-10: 0-0

Date	Opposing team	Score	Player	AVG	GP-GS	AB	R	H	2B	3B	HR	RBI	BB	HBP	SO	SB-ATT
2/6	#18 Florida State	W 2-1	2 Dustin Pedroia...	.429	32-32	133	50	57	17	0	7	34	23	4	6	2-3
2/7	#18 Florida State	W 10-9	17 Ryan McKenna.....	.407	18-3	27	8	11	1	1	1	7	4	0	5	1-1
2/8	#18 Florida State	W 12-6	15 Josh Asanovich...	.400	25-19	65	23	26	6	2	1	22	10	7	6	3-3
^2/13	vs CS Northridge	W 13-3	4 Travis Buck.....	.391	32-32	115	37	45	9	1	6	38	27	7	15	8-8
^2/14	vs Utah	W 11-0	39 Tuffy Gosewisch..	.367	32-31	109	22	40	10	0	2	27	15	1	18	0-1
^2/15	vs Oklahoma	0-6 L	9 Colin Curtis.....	.330	32-32	106	24	35	6	0	5	28	22	4	20	8-10
2/16	Gonzaga	W 10-7	32 Chris Cook.....	.320	21-9	50	10	16	5	0	3	16	3	1	20	1-1
\$2/20	vs Lamar	4-5 L	20 Nick Walsh.....	.315	28-21	73	13	23	5	0	0	12	10	1	6	1-4
\$2/21	vs Memphis	W 7-0	11 Jeff Larish.....	.305	32-32	131	26	40	11	0	4	29	26	1	26	2-6
\$2/22	at #1 Rice	W 3-1	19 Joel Bocchi.....	.304	18-12	46	8	14	2	0	0	8	9	7	10	0-0
2/24	#16 Arizona	W 4-0	10 Joe Persichina...	.300	30-24	80	17	24	4	1	1	13	14	4	9	2-2
2/27	Connecticut	W 18-2	6 Seth Dhaenens....	.296	27-15	54	20	16	2	0	0	6	16	0	11	2-5
2/28	Connecticut	W 16-5	37 Zechry Zinicola..	.255	15-11	47	13	12	2	0	2	13	9	1	13	0-0
2/29	Connecticut	W 18-11	16 Nick Cadena.....	.250	19-4	36	8	9	0	0	1	4	2	0	5	1-1
3/5	#18 East Carolina	W 7-6	60 Garrett Schoenber	.000	7-0	6	0	0	0	0	0	0	0	0	2	0-0
3/6	#18 East Carolina	W 6-4	26 Pat Cassa.....	.000	3-0	1	0	0	0	0	0	0	0	0	0	0-0
3/7	#18 East Carolina	W 7-5	50 Travis Webb.....	.000	1-0	1	0	0	0	0	0	0	0	0	1	0-0
3/12	#11 Tulane	3-5 L	51 Joe Cosentino....	.000	1-0	1	0	0	0	0	0	0	0	0	0	0-0
3/13	#11 Tulane	W 11-3	-----													
3/14	#11 Tulane	W 5-1	49 Brett Bordes.....	.000	1-0	0	1	0	0	0	0	0	0	0	0	0-0
3/16	#33 Oklahoma State	W 3-2														
3/17	#33 Oklahoma State	W 16-6	Totals.....	.336	32-32	1115	285	375	81	5	33	261	195	39	183	31-46
4/8	#24 Oral Roberts	7-9 L	Opponents.....	.242	32-32	1073	134	260	32	8	23	123	139	15	270	24-34
4/9	#24 Oral Roberts	W 5-1														
4/10	#24 Oral Roberts	5-6 L	LOB - Team (295), Opp (256). DPs turned - Team (34), Opp (40). CI - Team (1),													
4/12	Arizona	W 9-5	Gosewisch 1. IBB - Team (10), Buck 4, Pedroia 2, Larish 2, Bocchi 1, Gosewisch 1.													
4/27	at #7 Wichita State	W 10-9	Picked off - Buck 1, Pedroia 1, Larish 1, Curtis 1, Asanovich 1.													
4/28	at #7 Wichita State	W 4-3														
5/3	New Mexico State	W 19-2	Player	ERA	W-L	APP	GS	CG	SHO/CBO	SV	IP	H	R	ER	BB	SO
5/4	New Mexico State	W 6-2	-----													
5/18	at New Mexico	W 22-4	34 Jason Urquidez...	2.16	8-0	10	8	1	0/1	0	50.0	35	13	12	23	49
5/19	at New Mexico State	W 12-5	21 Quentin Andes....	2.45	4-0	11	0	0	0/0	1	18.1	13	5	5	12	20
			35 Jeff Mouser.....	2.64	3-2	9	9	0	0/0	0	47.2	40	20	14	21	27
			37 Zechry Zinicola...	3.00	1-1	12	2	0	0/0	4	21.0	22	8	7	8	23
			50 Travis Webb.....	3.60	0-0	6	0	0	0/1	0	5.0	5	2	2	6	7
			40 Pat Bresnehan....	3.62	3-1	15	1	0	0/1	5	27.1	22	16	11	20	34
			45 Erik Averill.....	3.74	3-0	13	2	0	0/0	0	33.2	31	16	14	10	25
			26 Pat Cassa.....	4.26	3-1	13	5	0	0/1	1	38.0	40	22	18	14	37
			49 Brett Bordes.....	4.58	1-0	6	3	0	0/1	1	17.2	16	9	9	11	24
			47 Ty Marotz.....	5.87	0-0	10	2	0	0/1	0	15.1	19	11	10	8	17
			41 Josh Blake.....	6.23	1-0	8	0	0	0/1	1	13.0	17	12	9	6	7
			Totals.....	3.48	27-5	32	32	1	3/3	13	287.0	260	134	111	139	270
			Opponents.....	8.25	5-27	32	32	0	1/1	3	267.1	375	285	245	195	183

PB - Team (0), Opp (5). Pickoffs - Team (2), Zinicola 1, Urquidez 1, Opp (4).

SBA/ATT - Gosewisch (18-28), Urquidez (5-9), Bresnehan (5-7), Bocchi (5-5), Mouser (4-5), Cassa (2-4), Averill (3-3), Bordes (1-2), Zinicola (2-2), Marotz (1-1), Blake (1-1), Schoenberger (1-1).

Score by innings	1	2	3	4	5	6	7	8	9	Total

Arizona State	47	35	43	28	43	23	19	38	9	285
Opponents	18	18	10	11	13	21	16	13	14	134

Win-loss breakouts: Day 9-3; Night 18-2; vs Left 7-1; vs Right 20-4;

1-Run games 6-2; 2-Run games 3-2; 5+Run games 12-1; Extra inns 0-0; Shutouts 3-1.

Current streak: Won 7; Longest winning streak: 9; Longest losing streak: 1.

Attendance: Home 57678 (avg 2621); Away 24686 (avg 2468); Total 82364 (avg 2573).



Sun Devil Baseball 2004

Home Runs and Misc. Hitting Breakdown:

Player	Total	Multi-Hit Games				Multi RBI	HR Total	Home Run Breakdown						Last Home Run
		2	3	4	5+			H	A	Solo	2	3	GS	
Josh Asanovich	10	7	3	0	0	7	3	2	1	1	0	2	0	4/27/04 at Wichita State
Joel Bocchi	4 (12)	4	0	0	0	3	0 (2)	0	0	0	0	0	0	2/8/03 vs. BYU
Travis Buck	18 (40)	12	4	1	1	14	8 (12)	6	2	2	6	0	0	4/24/04 at Washington State
Nick Cadena	4 (10)	2	2	0	0	2	3 (9)	2	1	3	0	0	0	5/18/04 at New Mexico
Chris Cook	8	7	0	1	0	5	5	2	3	2	2	0	1	5/19/04 at NMSU
Colin Curtis	14	11	3	0	0	9	5	4	1	1	2	2	0	5/3/04 vs. NMSU
Seth Dhaenens	6	5	1	0	0	1	0	0	0	0	0	0	0	None
Tuffy Gosewisch	18 (32)	14	3	0	0	13	2 (4)	2	0	1	1	0	0	4/9/04 vs. Oral Roberts
Taylor Holiday	0	0	0	0	0	0	0	0	0	0	0	0	0	None
Jeff Larish	17 (55)	13	3	1	0	13	4 (25)	2	2	2	2	0	0	5/18/04 at New Mexico
Ryan McKenna	3 (10)	2	1	0	0	2	1 (2)	0	1	0	0	1	0	5/18/04 at New Mexico
Frank Mesa	1 (14)	0	0	0	0	0	0 (1)	0	0	0	0	0	0	2/7/03 vs. BYU
Dustin Pedroia	25 (93)	12	9	4	0	13	9 (14)	4	5	6	1	1	1	5/19/04 at NMSU
Joe Persichina	10	6	3	1	0	3	1	0	1	1	0	0	0	2/21/04 vs. Memphis
Nick Walsh	11 (27)	8	2	1	0	6	0 (1)	0	0	0	0	0	0	4/13/01 vs. Washington State
Zechry Zinicola	5	5	0	0	0	5	3	3	0	0	3	0	0	5/16/04 vs. Oregon State
Team Totals	155	110	35	9	1	97	44	27	17	19	17	6	2	Cook (5/19 at NMSU)

(career in parenthesis)

Lineup Card - Record Breakdown:

- 1 - Pedroia (36-12), Curtis (0-1), Walsh (1-0)
- 2 - Buck (25-5), Larish (2-0), Walsh (9-8), Persichina (1-0)
- 3 - Larish (25-4), Buck (10-7), Curtis (1-1), Pedroia (1-1)
- 4 - Gosewisch (3-0), Cadena (3-1), Bocchi (6-3), Zinicola (14-3), McKenna (1-0), Larish (4-3), Cook (3-0), Buck (2-1), Asanovich (1-2)
- 5 - Mesa (5-0), Gosewisch (4-2), Cook (1-3), Curtis (10-4), Zinicola (3-0), Larish (1-2), Bocchi (0-1), Asanovich (9-0), Persichina (4-0), Cadena (0-1)
- 6 - Asanovich (2-1), McKenna (1-0), Curtis (12-3), Gosewisch (8-5), Persichina (7-3), Cook (2-0), Bocchi (2-0), Cadena (1-0), Larish (1-1), McKenna (1-0)
- 7 - Persichina (4-2), Asanovich (3-0), Curtis (8-1), Gosewisch (19-5), Walsh (0-1), Bocchi (0-1), Cook (0-1), Larish (2-2), Dhaenens (1-0)
- 8 - Curtis (5-1), Persichina (6-2), Asanovich (6-3), Dhaenens (3-1), Mesa (2-0), Walsh (4-1), Cadena (2-2), Gosewisch (2-1), McKenna (0-1), Cook (5-1), Larish (1-0), Bocchi (1-0)
- 9 - Walsh (12-0), Persichina (6-2), Mesa (3-1), Dhaenens (13-6), Asanovich (2-3), Curtis (1-1)

Starters By Position Breakdown:

- C - Gosewisch (49), Bocchi (1)
 1B - Persichina (32), Cook (15), Walsh (1), Zinicola (2)
 2B - Walsh (31), Asanovich (14), Persichina (5)
 3B - Dhaenens (24), Asanovich (15), Mesa (11)
 SS - Pedroia (50)
 LF - Larish (48), McKenna (1), Cadena (1)
 CF - Curtis (49), Buck (1)
 RF - Buck (49), Cadena (1)
 DH - Bocchi (13), Walsh (2), McKenna (3), Cadena (8), Zinicola (18), Asanovich (3), Cook (1), Walsh (2)
 P - Mouser (14), Bordes (6), Urquidez (14), Averill (3), Cassa (4), Zinicola (4), Bresnehan (1), Marotz (3)

Attendance

Home attendance : 90,249 (34 dates avg = 2,654)
 Away attendance : 28,789 (16 dates avg = 1,799)
 Total attendance: 119,038 (50 dates avg = 2,380)

Sun Devils Record When They Score:

Runs	0	1	2	3	4	5	6	7	8	9	10+
W-L	0-1	0-1	1-0	3-2	3-2	3-2	2-1	3-2	2-1	3-0	17-1

Sun Devils Record When Opponent Scores:

Runs	0	1	2	3	4	5	6	7	8	9	10+
W-L	3-0	5-0	5-0	6-0	6-0	5-2	3-2	1-0	0-2	2-2	1-5

Score By Innings In All Games:

Inning	1	2	3	4	5	6	7	8	9	Ex	Total
ASU	59	48	63	51	54	35	44	48	12	-	414
Opp.	29	26	19	27	38	40	26	22	31	-	254

Hitting Streaks:

Player	2004 Longest	Career Long	Current Streak
Josh Asanovich	9	9	9
Joel Bocchi	6	6	1
Travis Buck	13	13	13
Nick Cadena	3	4	2
Chris Cook	5	5	3
Colin Curtis	9	9	2
Seth Dhaenens	6	6	2
Tuffy Gosewisch	6	8	3
Jeff Larish	13	17	0
Ryan McKenna	1	7	3
Dustin Pedroia	11	22	5
Joe Persichina	3	3	2
Garrett Schoenberger	0	1	0
Nick Walsh	8	8	5
Zechry Zinicola	6	6	6



Sun Devil Baseball 2004

Sun Devil Baseball's Record in 2004 When...

(Through 50 Games of 2004 Season)

Overall	37-13
at Packard Stadium	25-9
Playing on the Road	9-2
at Neutral Site	3-2
Day Games	15-9
Night Games	22-4

Scoring 0-4 Runs	7-6
Scoring 5-9 Runs	13-6
Scoring 10-19 Runs	16-1
Scoring 20+ Runs	1-0

Opp. 5 or less runs	30-2
Opp. 6 or more runs	7-11

ASU Scores First	28-3
Opp. Scores First	9-10
Scoring in 1st Inning	23-3

Leading After 6 Innings	30-2
Trailing After 6 Innings	4-10
Tied After 6 Innings	3-1

Leading After 7 Innings	32-1
Trailing After 7 Innings	3-10
Tied After 7 Innings	2-2

Leading After 8 Innings	34-1
Trailing After 8 Innings	2-11
Tied After 8 Innings	1-1

Last At-Bat Wins	4
After a Win	26-10
After a Loss	10-3

Collecting 1-3 Hits	0-0
Collecting 4-6 Hits	2-2
Collecting 7-9 Hits	6-5
Collecting 10+ Hits	27-6
Collecting 20+ Hits	2-0

Out-Hitting Opponent	31-3
Out-Hit by Opponent	5-9
Hits are Tied	1-1

ASU is Errorless	15-2
ASU Makes 1 Error	16-3
ASU Makes 2+ Errors	6-8

ASU Starter Gets Decision	21-7
Bullpen Gets Decision	16-6

ASU Hits 0 Home Runs	17-8
ASU Hits 1 Home Run	9-3
ASU Hits Multiple HR	11-2

vs. LHP Starters	8-5
vs. RHP Starters	29-8

In Extra Innings	0-0
Doubleheaders	0-0

vs. Non-Conference	27-5
Non-Conference Home	19-3
Non-Conference Away	5-0
Non-Conference Neutral	3-2

vs. Pac-10 (League Games Only)	8-8
Pac-10 Home	6-6
Pac-10 Away	4-2

Vs. Ranked Opponents*	13-3
Vs. Top 10 Opponents*	3-0
Vs. Unranked Teams*	24-10

*Top 25 ranking at time played.

VS. PAC-10 SCHOOLS

Arizona	2-0
California	1-2
Oregon State	3-0
Stanford	0-0
UCLA	2-1
USC	1-2
Washington	1-2
Washington State	2-1
Overall vs. Pac-10	12-8

DAYS OF THE WEEK

Monday	3-0
Tuesday	5-0
Wednesday	3-0
Thursday	0-1
Friday	9-4
Saturday	10-3
Sunday	7-5

MONTHS OF THE YEAR

February	12-2
March	9-5
April	9-6
May	7-0
June	0-0

UNIFORMS

White Home	5-2
Throwbacks	23-8
Gray Sleeveless	7-2
Maroon BP	1-1
2003 Maroon	1-0
Black Shoes	23-8
White Shoes	14-5

PITCHING

Mousser Starts	9-5
Bordes Starts	5-1
Urquidez Starts	12-2
Averill Starts	1-2
Cassa Starts	4-1
Zinicola Starts	3-1
Bresnehan Starts	1-0
Marotz Starts	2-1

Starter Goes Less Than 5	13-10
Starter Goes 5+	24-3

MISC. HITTING

Larish Records Hit	30-7
Larish Hits HR	4-0
Pedroia Records Hit	34-9
Pedroia Multi-Hit Game	21-4
Buck Records Hit	30-10
Buck Multi-Hit Game	12-6
TV Games	4-2
Radio Games	24-12

Longest Win Streak	9
Longest Losing Streak	3
Last Five Games	5-0
Last 10 Games	9-1
Last 15 Games	13-2
Last 20 Games	15-5
Current Streak	W-9

Largest Winning Margin	18
Largest Losing Margin	12

vs. Teams .500 or better	31-9
vs. Teams worse than .500	5-4

LEADING OFF

Pedroia Leads Off	36-12
Curtis Leads Off	0-1
Walsh Leads Off	1-0



Sun Devil Baseball 2004

Sun Devil Baseball Team and Player Superlatives

(Through 50 Games of 2004 Season)

2004 Arizona State Team Superlatives

TEAM BATTING

Most At-Bats:	53	New Mexico (5/18)
Fewest At-Bats:	27	Rice (2/22)
Most Runs (Game):	22	New Mexico (5/18)
Most Runs (Inning):	10 (4th)	WSU (4/23)
Most Runs (1st Inning):	7	Gonzaga (2/16)
Fewest Runs (Game):	0	Oklahoma (2/15)
Most Hits (Game):	26	New Mexico (5/18)
Fewest Hits (Game):	4-2x	Tulane (3/12)
RBI:	20	New Mexico (5/18)
Doubles:	6-3x	UConn (2/28)
Triples:	1-3x	ORU (4/8)
Home Runs:	4-2x	New Mexico (5/18)
Total Bases:	45	New Mexico (5/18)
Walks:	15	FSU (2/8)
Most Strikeouts:	11-2x	Wichita State (4/28)
Fewest Strikeouts:	2	UConn (2/28)
Sacrifice Bunts:	5	WSU (4/23)
Sacrifice Flies:	4	UCLA (4/18)
Stolen Bases:	4	Arizona (4/12)
Left on Base:	15-2x	ECU (3/7)
Hit into DP:	3-3x	Wichita State (4/27)
Hit by Pitches:	4-3x	NMSU (5/3)

TEAM FIELDING

Most Putouts:	27-47x	NMSU (5/19)
Most Assists:	16	ORU (4/9)
Most Errors:	4	Gonzaga (2/16)
DPs Turned:	4	NMSU (5/4)

TEAM PITCHING

Most Runs Allowed:	20	Cal (3/20)
Fewest Runs Allowed:	0-3x	Arizona (2/24)
Most Hits Allowed:	19	Cal (3/20)
Fewest Hits Allowed:	2	Memphis (2/21)
Most Strikeouts:	17	FSU (2/8)
Fewest Strikeouts:	4	ECU (3/5)
Most Walks:	11-2x	UConn (2/27)
Fewest Walks:	0	UCLA (4/17)
Hit-by-Pitches:	4	USC (4/4)
Wild Pitchers:	2	Oklahoma State (3/17)
Balks:	2	Cal (3/19)
Home Runs Allowed:	4	FSU (2/7)
Most Pitchers Used:	8	Wichita State (4/27)

MISCELLANEOUS

Consecutive Wins:	9	current
Consecutive Losses:	3	---
Home Wins In a Row:	11	---
Road Wins In a Row:	4	current
Longest Game:	3:59	Arizona (4/12)
Shortest Game:	2:25	Memphis (2/21)
Most Innings:	9.0-50x	NMSU (5/19)
Largest Home Attendance:	3,386	FSU (2/8)
Largest Road Attendance:	4,521	Wichita State (4/27)
Largest Overall Attendance:	3,386	FSU (2/8)
Largest 3-Game Home Attendance:	9,693	FSU (2/6-8)

2004 Arizona State Player Superlatives

INDIVIDUAL BATTING

At-Bats:	7	Zinicola (5/18 at UNM)
Runs:	4	last Zinicola (5/3 vs. NMSU)
Hits:	5	Buck (2/29 vs. UConn)
RBIs:	8	Buck (2/29 vs. UConn)
Doubles:	4	Buck (2/29 vs. UConn)
Triples:	1-6x	Asanovich (5/18 at UNM)
Home Runs:	2	Pedroia (4/27 at Wichita State)
Grand Slams:	1-2x	Cook (5/18 at UNM)
Total Bases:	9	Cook (2/27 vs. UConn)
Walks:	3	last Asanovich (5/3 vs. NMSU)
Strikeouts:	4	Zinicola (4/28 at Wichita State)
Hit By Pitch:	2-6x	last Bocchi (4/18 at UCLA)
Sacrifice Flies:	1-25x	last Asanovich (5/4 vs. NMSU)
Sacrifice Bunts:	2-3x	last Gosewisch (5/19 at NMSU)
Stolen Bases:	2-2x	last Asanovich (4/12 vs. ARIZ)
Caught Stealing:	1	last Walsh (5/14 vs. OSU)
Runners LOB:	6	Curtis (3/7 vs. ECU)

INDIVIDUAL FIELDING

Putouts:	16	Gosewisch (2/8 vs. FSU)
Assists (INF):	7	Pedroia (4/9 vs. ORU)
Assists (OF):	1-6x	last Buck (4/16 at UCLA)
Errors:	2	Pedroia (2/20 vs. Lamar)
Passed Balls:	1-2x	Bocchi (4/16 vs. UCLA)

INDIVIDUAL PITCHING

Innings Pitched:	9.0-2x	Mousser (4/23 at WSU)
Runs Allowed:	8	Webb (3/20 vs. Cal)
Walks:	5	Mousser (3/5 vs. ECU)
Strikeouts:	12	Urquidez (5/15 vs. Oregon State)
Hits Allowed (S):	10	(5/18 at UNM)
Fewest Hits (S):	0	Mousser (2/27 vs. UConn)
Wild Pitches:	1-20x	last Marotz (5/19 at NMSU)
Hit Batters:	3	Mousser (4/4 vs. USC)
Balks:	2	Averill (3/19 vs. Cal)

Runners in Scoring Position

Player	Avg	AB	H	RBI
Dustin Pedroia.....	.474	57	27	40
Nick Walsh.....	.400	40	16	22
Chris Cook.....	.400	25	10	19
Tuffy Gosewisch....	.382	55	21	37
Zechry Zinicola....	.353	34	12	20
Joel Bocchi.....	.333	27	9	13
Colin Curtis.....	.328	61	20	31
Travis Buck.....	.324	74	24	42
Joe Persichina.....	.319	47	15	19
Josh Asanovich.....	.297	37	11	27
Jeff Larish.....	.297	91	27	39
Ryan McKenna.....	.294	17	5	7
Seth Dhaenens.....	.226	31	7	7
Nick Cadena.....	.208	24	5	8
Totals.....	.333	637	212	335

Bases Loaded

Player	Avg	AB	H	RBI
Tuffy Gosewisch....	.643	14	9	25
Dustin Pedroia.....	.625	8	5	12
Travis Buck.....	.600	10	6	14
Joe Persichina.....	.500	8	4	11
Chris Cook.....	.500	6	3	8
Josh Asanovich.....	.444	9	4	13
Jeff Larish.....	.333	15	5	12
Seth Dhaenens.....	.333	3	1	3
Nick Walsh.....	.200	10	2	5
Joel Bocchi.....	.167	6	1	5
Colin Curtis.....	.133	15	2	8
Totals.....	.364	118	43	122



Sun Devil Baseball 2004

Games With At Least One Hit

Asanovich	28 of 38 games
Bocchi	14 of 24 games
Buck	40 of 50 games
Cadena	10 of 30 games
Cook	17 of 32 games
Curtis	34 of 49 games
Dhaenens	16 of 29 games
Gosewisch	38 of 50 games
Holiday	0 of 0 games
Larish	37 of 48 games
McKenna	7 of 17 games
Mesa	6 of 14 games
Pedroia	43 of 50 games
Persichina	26 of 44 games
Walsh	29 of 43 games
Zinicola	18 of 24 games

*must be an official at-bat to count

Games With An RBI

Asanovich	17 of 38 games
Bocchi	8 of 25 games
Buck	26 of 50 games
Cadena	9 of 31 games
Cook	9 of 32 games
Curtis	19 of 49 games
Dhaenens	6 of 29 games
Gosewisch	25 of 50 games
Holiday	0 of 0 games
Larish	22 of 48 games
McKenna	4 of 17 games
Mesa	5 of 14 games
Pedroia	28 of 50 games
Persichina	16 of 44 games
Walsh	15 of 43 games
Zinicola	15 of 24 games

*may reflect walk with an RBI

Extra Base Hits

Pedroia	32
Buck	22
Larish	20
Curtis	15
Gosewisch	15
Asanovich	14
Cook	12
Zinicola	10
Persichina	8
Walsh	7
Cadena	5
Bocchi	3
McKenna	3
Dhaenens	3
Mesa	1
Holiday	0

Home Run Breakdown

Total Home Runs	44
Solo Home Runs	20
2-Run Home Runs	16
3-Run Home Runs	6
Grand Slams	2
Back-to-Back	0
First Inning	6
Second Inning	7
Third Inning	7
Fourth Inning	2
Fifth Inning	4
Sixth Inning	3
Seventh Inning	7
Eighth Inning	7
Ninth Inning	1
Tenth or later	0
Pinch-Hit Home Runs	0

Breaking Down the Bullpen:

2004 Season Bullpen Stats										1st Batters		Last Relief App.		IP		H		R		ER		BB		SO	
Pitcher	G	W-L-S	ERA	IP	H	R	ER	RI/S	Retired/Faced																
Andes	17	4-1-2	5.18	24.1	26	15	14	18/8	8/17	5/19 at NMSU (w)	2.2	2	1	1	2	3									
Averill	18	4-1-1	3.99	47.1	39	21	21	14/4	12/18	5/16 vs. OSU (s)	1.1	0	0	0	0	3									
Bordes	5	0-0	9.31	9.2	12	10	10	4/2	3/5	5/3 vs. NMSU (s)	4.0	2	1	1	1	3									
Blake	11	1-0-1	5.89	18.1	22	15	12	11/7	2/11	5/19 at NMSU	2.2	2	1	1	1	2									
Bresnehan	20	3-2-5	4.46	36.1	33	24	18	14/10	14/20	5/18 at UNM	0.2	0	0	0	0	1									
Cassa	14	1-0-1	9.15	19.2	26	21	20	25/6	9/14	5/16 vs. OSU	1.2	4	1	1	0	0									
Marotz	11	0-0	3.60	15.0	13	7	6	18/3	7/11	4/25 at WSU	2.0	1	0	0	0	2									
Urquidez	2	0-0	11.57	2.1	4	3	3	2/1	1/2	4/28 at WSU	1.1	3	2	2	1	2									
Webb	8	0-0	6.75	5.1	10	11	4	8/4	5/8	5/18 at UNM	2.0	2	1	1	1	4									
Zinicola	16	3-2-6	3.41	29.0	28	12	11	10/2	11/16	5/15 vs. OSU (s)	0.2	1	0	0	0	1									

RI = Runners Inherited S = Runners Scored

Charting The Bullpen:

Opponent	Date	W-L-S	Pitchers	Inn.	IP	H	R-ER	BB	SO
Florida State	2/6	W	Zinicola	8th	2.0	1	0-0	1	2
Florida State	2/7	W	Marotz/Cassa/Averill/Bresnehan	1st	8.1	7	3-3	5	5
Florida State	2/8	S	Bresnehan/Blake/Andes	6th	4.0	3	5-3	8	8
CS Northridge	2/13	W	Averill	7th	2.2	0	0-0	0	3
Utah	2/14	---	Marotz/Webb	7th	3.0	2	0-0	1	4
Oklahoma	2/15	---	Bresnehan/Andes/Bordes	6th	3.2	4	3-3	3	5
Gonzaga	2/16	W/S	Bresnehan/Zinicola	3rd	7.0	6	0-0	1	11
Lamar	2/20	L	Averill/Zinicola	5th	3.2	3	2-2	1	1
Memphis	2/21	S	Blake	7th	3.0	1	0-0	0	0
Arizona	2/24	S	Bresnehan	7th	3.0	0	0-0	1	5
UConn	2/27	---	Blake/Andes/Webb/Marotz	6th	4.0	3	2-2	8	5
UConn	2/28	W	Bresnehan/Averill	5th	5.0	2	2-0	5	6
UConn	2/29	---	Averill/Zinicola/Marotz/Blake	4th	6.0	13	10-10	3	6
ECU	3/5	W/S	Averill/Andes/Bresnehan	6th	3.2	5	3-3	0	3
ECU	3/6	S	Bresnehan	8th	2.0	1	0-0	0	2
ECU	3/7	W/S	Andes/Marotz/Blake/Cassa	4th	6.0	8	5-5	1	4
Tulane	3/12	---	Averill	5th	4.2	0	0-0	0	4
Tulane	3/13	---	Cassa/Andes	6th	3.1	4	2-2	1	1
Tulane	3/14	W/S	Averill/Webb/Bresnehan	5th	4.2	3	1-1	1	2
Okla. State	3/16	W/S	Andes/Bresnehan	5th	4.2	4	0-0	0	3
Okla. State	3/17	W	Blake/Marotz/Webb	3rd	7.0	8	3-3	2	3
California	3/19	L	Averill/Andes/Bresnehan	4th	6.0	9	7-7	1	4
California	3/20	---	Bordes/Marotz/Cassa/Webb/Blake	2nd	7.2	15	17-8	9	5
California	3/21	---	Bresnehan	8th	2.0	6	2-2	0	0
Washington	3/26	---	Averill	5th	4.2	8	6-6	2	3
Washington	3/27	S	Andes	7th	3.0	1	0-0	0	3
Washington	3/28	L	Cassa/Andes/Bresnehan	5th	5.0	5	6-5	1	2
USC	4/2	---	Cassa	9th	0.2	1	0-0	0	0
USC	4/3	L	Cassa/Averill/Webb/Andes/Zinicola	2nd	7.2	12	13-12	5	2
USC	4/4	---	Andes/Bresnehan/Averill	5th	5.0	10	5-5	1	5
Oral Roberts	4/8	L	Andes/Cassa/Zinicola/Bresnehan/Blake/Webb/Marotz	4th	5.2	6	7-3	7	4
Oral Roberts	4/9	---	Zinicola	8th	2.0	1	0-0	1	2
Oral Roberts	4/10	---	Cassa/Marotz	6th	4.0	5	2-2	2	6
Arizona	4/12	W/S	Averill/Cassa/Zinicola	3rd	7.0	6	1-1	2	12
UCLA	4/16	---	Blake/Marotz	8th	2.0	2	3-3	4	3
UCLA	4/17	W	Averill/Zinicola	5th	5.0	0	0-0	0	4
UCLA	4/18	L	Cassa/Bresnehan/Bordes/Blake/Zinicola	2nd	6.1	10	10-10	5	8
WSU	4/24	W	Zinicola	7th	2.2	1	0-0	0	3
WSU	4/25	---	Bresnehan/Marotz	6th	2.2	2	3-3	3	3
Wichita State	4/27	W/S	Bordes/Cassa/Andes/Bresnehan/Averill/Urquidez/Zinicola	1st	8.2	9	6-6	7	8
Wichita State	4/28	S	Urquidez/Zinicola	7th	2.2	4	2-2	1	3
NMSU	5/3	S	Bordes	6th	4.0	2	1-1	1	3
NMSU	5/4	---	Bresnehan/Cassa/Averill/Andes/Zinicola	5th	5.0	6	2-2	1	7
Oregon State	5/14	W/S	Averill/Zinicola	6th	4.0	1	0-0	1	7
Oregon State	5/15	S	Zinicola	9th	0.2	1	0-0	0	1
Oregon State	5/16	S	Andes/Cassa/Averill	6th	4.0	6	2-2	1	4
New Mexico	5/18	---	Bresnehan/Webb	7th	2.2	2	1-1	1	5
NMSU	5/19	W	Andes/Blake	4th	5.1	4	2-2	3	5

Starters vs. The Bullpen

Starting Pitchers		W-L	IP	H	R	ER	BB	SO
3.72 ERA		21-7	239.2	229	119	99	117	193
Relief Pitchers		W-L-S	IP	H	R	ER	BB	SO
5.08 ERA		16-6-17	207.1	212	139	117	101	196



Sun Devil Baseball 2004

Sun Devil Pitchers – Career Game-by-Game

Quentin Andes • RHP • #21

2004	Opp	S/R	W/L	IP	H	R	ER	BB-SO
2/8	FSU (#18)	R	S	2.1	1	0	0	2-4
2/15	OKLA	R	---	1.1	1	1	1	1-1
2/27	UConn	R	---	1.0	1	1	1	3-2
3/5	ECU (#18)	R	W	0.2	1	0	0	0-0
3/7	ECU (#18)	R	W	1.2	2	1	1	1-2
3/13	Tulane (#11)	R	---	2.2	1	0	0	1-1
3/16	Okla. State	R	W	3.0	2	0	0	0-2
3/19	Cal	R	L	1.1	3	2	2	0-1
3/27	Washington	R	S	3.0	1	0	0	0-3
3/28	Washington	R	---	0.1	2	2	2	0-0
4/3	USC	R	---	0.0	2	2	1	1-0
4/4	USC	R	---	0.1	4	3	3	0-0
4/8	ORU (#24)	R	---	0.0	0	0	0	2-0
4/27	Wichita St.	R	---	1.1	2	1	1	0-1
5/4	NMSU	R	---	1.2	0	0	0	0-4
5/16	Oregon St.	R	---	1.0	2	1	1	1-1
5/19	NMSU	R	W	2.2	2	1	1	2-3
Season Totals			17	4-1-2	24.1	27	15	14 14-25

Pat Cassa • LHP • #26

2004	Opp	S/R	W/L	IP	H	R	ER	BB-SO
2/7	FSU (#18)	R	---	2.0	1	1	1	1-2
2/15	OKLA	S	L	5.1	5	3	3	1-2
2/21	Memphis	S	W	6.0	1	0	0	2-9
2/28	UConn	S	---	4.0	5	3	1	3-4
3/7	ECU (#18)	S	S	3.1	4	2	2	0-2
3/13	Tulane (#11)	R	---	0.2	3	2	2	0-0
3/16	Okla. State	S	---	4.1	4	2	0	2-4
3/20	California	R	---	0.1	1	3	2	2-0
3/28	Washington	R	---	2.0	0	0	0	1-0
4/2	USC	R	---	0.2	1	0	0	0-0
4/3	USC	R	---	1.2	2	2	2	2-0
4/8	ORU (#24)	R	---	1.2	1	0	0	0-2
4/10	ORU (#24)	R	---	1.2	4	2	2	1-2
4/12	Arizona	R	W	1.2	0	0	0	0-3
4/18	UCLA	R	---	1.1	3	4	4	1-1
4/27	Wichita St.	R	---	0.0	2	4	4	2-0
5/4	NMSU	R	---	1.0	0	0	0	0-1
5/16	Oregon St.	R	---	1.2	4	1	1	0-0
5/18	New Mexico	S	W	6.1	10	3	3	2-6
Season Totals			19	3-1-1	45.2	51	32	27 20-38

Jason Urquidez • RHP • #34

2004	Opp	S/R	W/L	IP	H	R	ER	BB-SO
2/8	FSU (#18)	S	W	5.0	6	1	1	3-9
2/14	Utah	S	W	6.0	3	0	0	2-7
2/22	Rice (#1)	S	W	9.0	3	1	1	2-7
2/29	UConn	S	W	3.0	3	1	1	1-1
3/6	ECU (#18)	S	W	7.0	5	4	3	3-4
3/12	Tulane (#11)	S	W	5.2	4	1	1	5-5
3/20	California	S	L	1.1	4	3	3	2-0
3/26	Washington	S	L	4.1	5	5	3	4-6
4/2	USC	S	W	8.1	7	3	3	6-7
4/9	ORU (#24)	S	W	7.0	5	1	1	2-6
4/17	UCLA	S	---	4.0	8	3	3	0-2
4/24	WSU	S	---	6.1	7	2	2	1-4
4/27	Wichita St.	R	---	1.0	1	1	1	2-1
4/28	Wichita St.	R	---	1.1	3	2	2	1-2
5/3	NMSU	S	W	5.0	2	1	1	2-7
5/15	Oregon St.	S	W	8.1	9	1	1	2-12
Season Totals			17	10-2	82.2	75	30	27 38-80

Jeff Mousser • RHP • #35

2004	Opp	S/R	W/L	IP	H	R	ER	BB-SO
2/6	FSU (#18)	S	---	7.0	3	1	1	1-3
2/13	CSUN	S	---	6.1	4	3	1	1-6
2/20	Lamar	S	---	4.1	6	3	3	1-3
2/27	UConn	S	W	5.0	0	0	0	3-2
3/5	ECU (#18)	S	---	5.1	5	3	3	5-1
3/12	Tulane (#11)	S	L	4.1	9	5	3	1-3
3/19	Cal	S	---	3.0	4	2	2	2-1
4/4	USC	S	L	4.0	5	5	5	0-3
4/10	ORU (#24)	S	L	5.0	6	4	3	3-2
4/16	UCLA	S	W	7.0	5	1	1	2-2
4/23	WSU	S	W	9.0	9	5	5	3-0
4/28	Wichita St.	S	W	6.1	2	1	0	4-5
5/4	NMSU	S	W	4.0	5	0	0	2-1
5/14	Oregon St.	S	---	5.0	4	3	3	5-3
Season Totals			14	5-3	75.2	67	36	30 33-35

2003	Opp	S/R	W/L	IP	H	R	ER	BB-SO
1/30	Arizona	S	W	6.1	6	2	2	2-0
2/6	ASU	S	---	5.2	7	5	3	1-3
2/15	Cal Poly	S	W	8.0	5	1	1	2-6
2/27	Wash. State	S	W	9.0	5	0	0	1-5
3/6	TCU	S	---	4.0	10	5	2	2-2
3/13	UNM	S	L	4.0	11	13	13	2-4
3/20	UNLV	S	L	9.0	5	6	5	1-6
3/27	Utah	S	---	2.0	2	2	2	1-4
4/3	SDSU	S	L	8.0	4	2	2	2-6
4/10	Air Force	S	W	8.0	8	2	2	1-8
4/17	UNM	S	L	5.0	9	6	6	1-3
4/24	UNLV	S	L	3.2	6	8	7	3-4
5/1	Utah	S	W	6.0	5	2	2	0-2
5/8	SDSU	S	L	5.2	13	9	8	1-2
5/15	Air Force	S	---	3.2	8	8	7	1-2
5/22	SDSU	S	L	7.2	13	6	6	1-7
Season Totals			16	5-7	95.2	117	77	68 22-73

2002	Opp	S/R	W/L	IP	H	R	ER	BB-SO
1/25	TRU	R	L	3.0	4	4	3	2-4
1/31	UCL	R	W	3.2	2	0	0	3-6
2/4	UCSB	R	---	2.0	5	4	3	2-1
2/12	Stanford	R	---	1.1	1	0	0	0-1
2/15	Pacific	R	---	0.2	1	1	1	0-1
2/21	Hawaii	R	W	5.0	2	0	0	2-6
3/12	UNLV	S	W	5.0	3	1	1	4-5
3/21	SDSU	S	L	3.2	10	13	2	3-4
3/29	Air Force	S	W	7.0	3	2	1	1-3
4/4	Utah	S	W	8.1	8	2	2	1-10
4/11	UNM	S	W	5.0	10	8	7	1-4
4/18	SDSU	S	L	3.0	7	6	6	5-4
4/25	Air Force	S	L	8.1	5	2	2	1-10
5/2	UNLV	S	L	4.0	13	7	6	2-3
5/9	Utah	S	W	6.0	10	4	4	2-3
5/16	UNM	S	---	6.0	12	7	3	1-6
5/22	Air Force	S	W	6.0	7	3	3	2-1
5/25	SDSU	S	---	0.1	0	0	0	1-0
5/31	USC	S	---	8.0	6	4	3	5-1
Season Totals			19	9-4	90.1	109	68	49 38-73

2001	Opp	S/R	W/L	IP	H	R	ER	BB-SO
2/3	Fresno St.	R	---	3.0	3	0	0	0-0
2/9	California	R	---	1.0	0	0	0	0-1
2/23	Illinois	R	---	1.0	0	0	0	0-1
3/2	UNM	R	---	2.0	2	0	0	1-2
3/9	SDSU	R	---	0.2	1	0	0	0-1
3/22	Air Force	R	---	2.0	5	4	4	1-0
4/2	SUU	R	W	6.0	7	3	3	2-8
4/6	Utah	R	---	2.1	5	5	4	0-3
4/16	UNM	R	---	4.1	10	8	6	1-5
4/20	Utah	R	W	4.2	4	2	2	0-6
5/4	ORU	R	---	6.0	3	0	0	4-4
5/17	Utah	R	---	4.1	7	8	7	1-5
Season Totals			12	3-0	36.2	47	30	26 11-35

***2001-03 played at BYU**

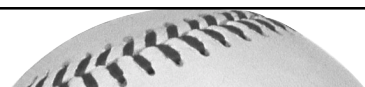
Zechry Zinicola • RHP • #37

2004	Opp	S/R	W/L	IP	H	R	ER	BB-SO
2/6	FSU (#18)	R	W	2.0	1	0	0	1-2
2/16	Gonzaga	R	S	2.0	3	0	0	0-4
2/20	Lamar	R	L	1.0	2	2	2	1-1
2/29	UConn	R	---	2.0	4	3	2	2-2
3/7	ECU (#18)	S	---	3.0	1	0	0	1-3
3/17	Okla. State	S	---	2.0	4	3	3	2-2
3/21	California	S	W	7.0	6	2	2	1-5
3/28	Washington	S	---	4.0	3	2	1	1-3
4/3	USC	R	---	3.1	4	5	5	1-2
4/8	ORU (#24)	R	---	2.0	1	0	0	0-0
4/9	ORU (#24)	R	---	2.0	1	0	0	1-2
4/12	Arizona	R	S	1.2	2	0	0	0-5
4/17	UCLA	R	W	1.1	0	0	0	0-2
4/18	UCLA	R	L	3.0	5	2	2	0-3
4/24	WSU	R	W	2.2	1	0	0	0-3
4/27	Wichita St.	R	S	1.0	2	0	0	0-1
4/28	Wichita St.	R	S	1.1	2	0	0	0-1
5/4	NMSU	R	---	1.0	1	0	0	0-0
5/14	Oregon St.	R	S	2.0	0	0	0	1-4
5/15	Oregon St.	R	S	0.2	1	0	0	0-1
Season Totals			20	4-2-6	43.2	42	19	17 12-46

Pat Bresnehan • RHP • #40

2004	Opp	S/R	W/L	IP	H	R	ER	BB-SO
2/7	FSU (#18)	R	W	0.2	0	0	0	0-0
2/8	FSU (#18)	R	---	0.0	1	3	3	3-0
2/15	OKLA	R	---	0.1	0	0	0	0-1
2/16	Gonzaga	R	W	5.0	4	0	0	1-7
2/24	ARIZ (#16)	R	S	3.0	0	0	0	1-5
2/28	UConn	R	W	4.0	2	2	0	4-5
3/5	ECU (#18)	R	S	1.0	0	0	0	0-1
3/6	ECU (#18)	R	S	2.0	1	0	0	0-2
3/14	Tulane (#11)	R	S	2.0	1	0	0	0-2
3/16	Okla. State	R	S	1.2	2	0	0	0-1
3/19	California	R	---	2.0	1	0	0	1-1
3/21	California	R	---	2.0	6	2	2	0-0
3/28	Washington	R	L	2.2	4	3	3	0-2
4/4	USC	R	---	2.2	3	2	2	1-3
4/8	ORU (#24)	R	L	1.1	3	6	3	4-2
4/12	Arizona	R	---	2.0	5	4	4	3-1
4/18	UCLA	R	---	1.0	1	1	1	0-1
4/25	WSU	R	---	0.2	1	3	3	3-1
4/27	Wichita St.	R	---	2.2	1	0	0	3-4
5/4	NMSU	R	---	1.0	2	1	1	1-2
5/18	New Mexico	R	---	0.2	0	0	0	0-1
Season Totals		21	3-2-5	38.1	38	27	22	25-42

Sun Devil Baseball 2004



Sun Devil Pitchers -- Career Game-by-Game

Brett Bordes • LHP • #49

2004	Opp	S/R	W/L	IP	H	R	ER	BB-SO
2/7	FSU (#18)	S	---	0.2	4	6	6	3-2
2/15	OKLA	R	---	2.0	3	2	2	1-3
2/24	ARIZ (#16)	S	W	6.0	3	0	0	3-10
3/14	Tulane (#11)	S	---	4.1	3	0	0	3-6
3/20	California	R	---	2.1	6	4	4	1-1
3/27	Washington	S	W	6.0	4	4	4	5-6
4/3	USC	S	---	1.1	2	1	1	3-1
4/18	UCLA	R	---	0.2	0	3	3	4-2
4/27	Wichita St.	R	---	0.2	1	0	0	0-0
5/3	NMSU	R	S	4.0	2	1	1	1-3
5/16	Oregon St.	S	W	5.0	4	2	1	2-4
Season Totals:		11	3-0-1	33.0	32	22	22	25-38

2003	Opp.	S/R	W/L	IP	H	R	ER	BB-SO
1/16	UHH	R	---	1.2	0	0	0	2-2
1/19	UHH - 2	R	---	1.0	1	1	1	1-1
1/26	SDSU	R	---	0.1	1	0	0	1-0
1/31	LBSU	R	---	0.1	2	1	1	0-0
2/8	BYU	R	---	1.1	0	0	0	0-3
2/15	Okla. State	R	---	2.0	2	1	1	3-2
2/22	ND	R	---	2.1	1	0	0	2-3
3/2	PSU	R	---	0.2	2	0	0	0-2
3/9	CSUN	R	---	2.0	0	0	0	1-1
3/14	Oklahoma	R	---	1.0	1	0	0	1-1
3/16	Oklahoma	R	---	1.0	1	1	1	0-2
3/19	Wichita St.	R	---	1.0	1	2	2	1-0
3/23	Stanford	R	---	1.0	0	0	0	0-0
3/24	Stanford	R	---	0.1	1	0	0	1-0
3/28	USC	R	W	0.1	0	0	0	0-0
3/30	USC	R	---	0.1	2	1	1	1-0
4/2	N. Mexico	R	---	0.2	1	1	1	2-2
4/13	Cal - 2	R	---	1.0	0	0	0	2-0
4/17	UCLA	R	---	0.2	0	0	0	0-1
4/18	UCLA	R	L	1.0	0	1	1	0-1
4/26	WSU	R	---	0.1	0	0	0	2-0
4/27	WSU	R	---	1.0	1	0	0	1-2
5/14	Oregon St.	R	---	1.0	3	2	0	0-1
5/18	UW	R	---	2.0	0	0	0	3-1
5/25	Arizona	R	---	0.2	0	1	1	2-1
6/1	UNLV	R	---	1.0	0	0	0	0-1
6/8	CSF	R	---	2.0	0	0	0	2-1
Season Totals:		27	1-1	28.0	21	12	10	28-27

Travis Webb • LHP • #50

2004	Opp	S/R	W/L	IP	H	R	ER	BB-SO
2/14	Utah	R	---	1.0	1	0	0	1-1
2/27	UConn	R	---	0.2	0	1	1	3-2
3/14	Tulane (#11)	R	---	0.1	0	0	0	0-0
3/17	Okla. State	R	---	1.0	1	0	0	0-0
3/20	California	R	---	0.1	5	8	1	2-0
4/3	USC	R	---	0.0	0	1	1	0-0
4/8	ORU #24)	R	---	0.0	1	0	0	1-0
5/18	UNM	R	---	2.0	2	1	1	1-4
Season Totals		8	0-0	5.1	10	11	4	8-7



Sun Devil Baseball 2004

Sun Devil Miscellaneous Hitting Statistics

Stats By Position			Stats By Order			Record By Margin				Big Innings	
Pos.	HR	RBI	Pos.	HR	RBI	No.	Total	H	A	Runs	No.
C	2	42	1	9	49	1R	7-3	4-1	3-2	2	46
1B	6	37	2	8	54	2R	4-4	3-4	1-0	3	24
2B	1	33	3	4	43	3R	2-0	1-0	1-0	4	15
3B	2	22	4	5	43	4R	7-1	7-0	0-1	5	6
SS	9	49	5	5	42	5R	1-0	1-0	0-0	6	7
LF	4	41	6	3	34	6R	2-1	2-0	0-1	7	4
CF	6	41	7	3	47	7R	4-1	2-1	2-0	8	0
RF	9	54	8	3	37	8R	2-0	1-0	1-0	9	0
DH/P	5	45	9	1	26	9R	0-1	0-1	0-0	10+	1
PH	0	10	Tot.	44	375	10+R	8-2	4-2	4-0	Tot.	103
Tot.	44	375				Tot.	37-13	25-9	12-4		

A includes neutral

How the Sun Devils Have Scored:

0-Out Runs	1-Out Runs	2-Out Runs	Total Runs	Two-Out RBI
72	182	160	414	143

Home Runs By ASU (44)

Player	Date	Opp.	Pitcher	Runners
Curtis	2/7	FSU	James	Solo
Pedroia	2/20	Lamar	Rinando	Solo
Curtis	2/21	Memphis	Hankins	Solo
Persichina	2/21	Memphis	Kines	Solo
Buck	2/22	Rice	Niemann	2-run
Curtis	2/27	UConn	Hourigan	3-run
Buck	2/27	UConn	Potvin	2-run
Pedroia	2/28	UConn	James	GS
Zinicola	2/28	UConn	Norton	2-run
Curtis	2/28	UConn	Gary	2-run
Larish	2/29	UConn	Tucci	2-run
Buck	2/29	UConn	McGinn	2-run
Buck	3/5	ECU	Taylor	Solo
Gosewisch	3/5	ECU	Taylor	Solo
Zinicola	3/5	ECU	Flye	2-run
Pedroia	3/6	ECU	Bunn	Solo
Buck	3/6	ECU	Harrell	Solo
Buck	3/7	ECU	Brooks	Solo
Buck	3/12	Tulane	Latham	2-run
Pedroia	3/13	Tulane	Crowel	Solo
Pedroia	3/13	Tulane	Charron	Solo
Cadena	3/20	Cal	Swanson	Solo
Cook	3/20	Cal	Swanson	Solo
Asanovich	3/21	Cal	Crist	3-run
Pedroia	3/27	UW	Everitt	Solo
Buck	3/28	UW	Baysinger	2-run
Cadena	3/28	UW	Baysinger	Solo
Asanovich	4/3	USC	Williams	Solo
Gosewisch	4/9	ORU	Recio	2-run
Pedroia	4/23	WSU	MacKenzie	2-run
Cook	4/23	WSU	MacKenzie	Solo
Buck	4/24	WSU	Trolia	2-run
Asanovich	4/27	Wichita	Roach	3-run
Pedroia	4/27	Wichita	Roach	Solo
Larish	4/27	Wichita	Roach	Solo
Pedroia	4/27	Wichita	Foster	Solo
Curtis	5/3	NMSU	Pilon	3-run
Zinicola	5/16	OSU	Sanders	2-run
Cook	5/18	UNM	Coltrinari	GS
Larish	5/18	UNM	Pacas	2-run
Cadena	5/18	UNM	Smith	Solo
McKenna	5/18	UNM	Smith	3-run
Pedroia	5/19	NMSU	Cameron	3-run
Cook	5/19	NMSU	Hampel	2-run

Home Runs By Opponents (39)

Player	Date	Team	Pitcher	Runners
Martinez	2/7	FSU	Bordes	2-run
Smith	2/7	FSU	Bordes	3-run
Drew	2/7	FSU	Marotz	Solo
Martinez	2/7	FSU	Cassa	Solo
Thornton	2/15	OKLA	Andes	2-run
Cantu	2/20	Lamar	Mousser	Solo
D'Argento	2/29	UConn	Urquidez	Solo
Mocerino	2/29	UConn	Marotz	3-run
Jones	3/5	ECU	Averill	3-run
Norwood	3/6	ECU	Urquidez	2-run
T. Lawhorn	3/6	ECU	Urquidez	Solo
Norwood	3/7	ECU	Andes	Solo
Grace	3/7	ECU	Cassa	3-run
Nelson	3/20	Cal	Urquidez	2-run
Horwitz	3/21	Cal	Zinicola	Solo
Horwitz	3/21	Cal	Bresnehan	Solo
Otness	3/26	UW	Urquidez	2-run
Clem	3/26	UW	Averill	2-run
Larsen	3/26	UW	Averill	Solo
Clem	3/28	UW	Bresnehan	Grand Slam
Frost	4/3	USC	Zinicola	3-run
Clement	4/4	USC	Mousser	2-run
Bigley	4/10	ORU	Mousser	Solo
Lex	4/10	ORU	Cassa	2-run
McMillan	4/17	UCLA	Urquidez	Solo
McCarthy	4/18	UCLA	Cassa	2-run
Denove	4/18	UCLA	Cassa	2-run
McCarthy	4/18	UCLA	Zinicola	2-run
Rubin	4/23	WSU	Mousser	Solo
Napolitan	4/27	Wichita	Cassa	Grand Slam
Sorensen	4/28	Wichita	Urquidez	2-run
Aranda	5/3	NMSU	Urquidez	Solo
Cotto	5/4	NMSU	Bresnehan	Solo
Lissman	5/16	OSU	Bordes	Solo
McFeely	5/16	OSU	Cassa	Solo
Grady, T.	5/18	UNM	Cassa	Solo
Cotto	5/19	NMSU	Marotz	Solo
Fields	5/19	NMSU	Marotz	Solo
Ballesteros	5/19	NMSU	Andes	Solo

Game Winning RBI:

Gosewisch	8
Buck	6
Persichina	5
Zinicola	4
Asanovich	3
Pedroia	2
Larish	2
Curtis	1
Walsh	1
Cook	1
Bocchi	1

Series Pitching Breakdown:

	W-L	ERA	IP	H	R	ER	BB	SO
Florida State	3-0	4.67	27.0	24	16	14	21	29
Surprise	2-1	2.33	27.0	18	9	7	7	27
Rice Tourney	2-1	2.08	26.0	14	6	6	6	20
UConn	3-0	4.33	27.0	26	18	13	23	24
ECU	3-0	4.67	27.0	25	15	14	10	17
Tulane	2-1	2.33	27.0	23	9	7	11	22
Okla. St.	2-0	3.00	18.0	20	8	6	6	12
California	1-2	7.33	27.0	44	33	22	15	15
Washington	1-2	6.33	27.0	26	23	19	13	23
USC	1-2	8.67	27.0	37	27	26	15	17
ORU	1-2	3.67	27.0	31	16	11	15	23
UCLA	2-1	6.23	26.0	26	18	18	14	21
Wash. St.	2-1	4.50	26.0	24	15	13	10	12
Wichita St.	2-0	5.00	18.0	16	12	10	14	16
NMSU	2-0	2.00	18.0	15	4	4	6	18
OSU	3-0	2.33	27.0	25	8	7	12	31
Arizona	0-0	0.00	0.0	0	0	0	0	0
Stanford	0-0	0.00	0.0	0	0	0	0	0

Series Batting Breakdown:

	AVG	AB	R	H	RBI	2B-3B-HR	BB-SO
Florida State	.269	108	24	29	24	13-0-1	23-18
Surprise	.287	101	24	29	18	8-0-0	23-21
Rice Tourney	.250	92	14	23	11	4-0-4	12-24
UConn	.442	120	52	53	51	11-1-7	27-14
ECU	.326	89	20	29	20	5-0-6	18-13
Tulane	.283	99	19	28	19	5-0-3	17-15
Okla. St.	.377	77	19	29	18	7-0-0	10-14
California	.309	110	23	34	20	8-0-3	11-19
Washington	.276	98	16	27	12	3-0-3	19-12
USC	.342	111	18	38	17	8-0-1	18-26
ORU	.313	99	17	31	15	3-2-1	9-13
UCLA	.317	101	26	32	24	8-0-0	20-23
Wash. St.	.351	114	26	40	23	7-0-3	11-18
Wichita St.	.347	75	14	26	13	5-0-4	6-13
NMSU	.373	67	25	25	22	6-0-1	18-7
OSU	.295	95	20	28	18	6-1-1	16-10
Arizona	.000	0	0	0	0	0-0-0	0-0
Stanford	.000	0	0	0	0	0-0-0	0-0

Pinch-Hitting Statistics:

Player	AB	AVG.	H	2B	3B	HR	RBI
Bocchi	9	.444	4	0	0	0	2
Asanovich	2	.500	1	0	0	0	0
Cook	13	.308	4	4	0	0	2
Walsh	6	.333	2	1	0	0	2
Cadena	19	.158	3	0	0	0	1
McKenna	11	.091	1	0	0	0	1
Zinicola	3	.000	0	0	0	0	2
Mesa	2	.000	0	0	0	0	0
Cosentino	1	.000	0	0	0	0	0
Dhaenens	3	.000	0	0	0	0	0
Persichina	2	.000	0	0	0	0	0
Schoenberger	5	.000	0	0	0	0	0
Totals:	78	.192	15	4	0	0	10

Batted Around (25):

At-Bats	Opponent	Inning	Date
9	Florida State	4th	2/8
9	CS Northridge	7th	2/13
12	CS Northridge	8th	2/13
9	Utah	5th	2/14
11	Gonzaga	1st	2/16
11	UConn	3rd	2/27
10	UConn	3rd	2/28
10	UConn	5th	2/28
9	UConn	6th	2/28
9	UConn	2nd	2/29
9	UConn	3rd	2/29
9	UConn	4th	2/29
9	California	1st	3/19
9	Washington	3rd	3/27
11	USC	7th	4/2
9	UCLA	7th	4/16
9	UCLA	6th	4/18
14	WSU	4th	4/23
9	NMSU	1st	5/3
11	NMSU	2nd	5/3
10	NMSU	6th	5/3
9	OSU	7th	5/16
10	UNM	1st	5/18
11	UNM	5th	5/18
11	NMSU	2nd	5/19



Sun Devil Baseball 2004

Starting Lineups By Batting Order

Date	Opponent	No. (Time)	Record	1	2	3	4	5	6	7	8	9
2/6	Florida State	1 (1)	1-0	Pedroia	Larish	Buck	Gosewisch	Mesa	Asanovich	Persichina	Curtis	Walsh
2/7	Florida State	2 (1)	1-0	Pedroia	Larish	Buck	Gosewisch	Mesa	McKenna	Asanovich	Curtis	Persichina
2/8	Florida State	3 (1)	1-0	Pedroia	Buck	Larish	Cadena	Gosewisch	Curtis	Asanovich	Persichina	Mesa
2/13	CS Northridge	4 (1)	1-0	Pedroia	Buck	Larish	Bocchi	Mesa	Gosewisch	Curtis	Asanovich	Persichina
2/14	Utah	4 (2)	2-0	Pedroia	Buck	Larish	Bocchi	Mesa	Gosewisch	Curtis	Asanovich	Persichina
2/15	Oklahoma	5 (1)	0-1	Pedroia	Buck	Larish	Bocchi	Cook	Gosewisch	Curtis	Asanovich	Mesa
2/16	Gonzaga	4 (3)	3-0	Pedroia	Buck	Larish	Bocchi	Mesa	Gosewisch	Curtis	Asanovich	Persichina
2/20	Lamar	6 (1)	0-1	Pedroia	Buck	Larish	Bocchi	Gosewisch	Curtis	Persichina	Asanovich	Dhaenens
2/21	Memphis	7 (1)	1-0	Pedroia	Buck	Larish	Zinicola	Curtis	Persichina	Gosewisch	Dhaenens	Walsh
2/22	Rice	8 (1)	1-0	Pedroia	Buck	Larish	Bocchi	Curtis	Persichina	Gosewisch	Dhaenens	Walsh
2/24	Arizona	9 (1)	1-0	Pedroia	Buck	Larish	Zinicola	Curtis	Persichina	Gosewisch	Mesa	Walsh
2/27	UConn	9 (2)	2-0	Pedroia	Buck	Larish	Zinicola	Curtis	Persichina	Gosewisch	Mesa	Walsh
2/28	UConn	10 (1)	1-0	Pedroia	Buck	Larish	Zinicola	Curtis	Persichina	Gosewisch	Walsh	Dhaenens
2/29	UConn	11 (1)	1-0	Pedroia	Buck	Larish	Cadena	Curtis	Cook	Gosewisch	Dhaenens	Asanovich
3/5	ECU	12 (1)	1-0	Pedroia	Buck	Larish	Zinicola	Gosewisch	Cook	Curtis	Asanovich	Mesa
3/6	ECU	13 (1)	1-0	Pedroia	Buck	Larish	McKenna	Curtis	Persichina	Gosewisch	Walsh	Mesa
3/7	ECU	14 (1)	1-0	Pedroia	Buck	Larish	Bocchi	Curtis	Persichina	Gosewisch	Walsh	Dhaenens
3/12	Tulane	14 (2)	1-1	Pedroia	Buck	Larish	Bocchi	Curtis	Persichina	Gosewisch	Walsh	Dhaenens
3/13	Tulane	15 (1)	1-0	Pedroia	Walsh	Buck	Larish	Gosewisch	Curtis	Persichina	Cadena	Dhaenens
3/14	Tulane	15 (2)	2-0	Pedroia	Walsh	Buck	Larish	Gosewisch	Curtis	Persichina	Cadena	Dhaenens
3/16	Okla. State	16 (1)	1-0	Pedroia	Walsh	Buck	Larish	Zinicola	Curtis	Persichina	Gosewisch	Dhaenens
3/17	Okla. State	17 (1)	1-0	Pedroia	Buck	Larish	Cook	Curtis	Bocchi	Gosewisch	Asanovich	Dhaenens
3/19	California	18 (1)	0-1	Pedroia	Buck	Larish	Zinicola	Curtis	Persichina	Walsh	Gosewisch	Dhaenens
3/20	California	19 (1)	0-1	Pedroia	Walsh	Buck	Zinicola	Curtis	Persichina	Gosewisch	McKenna	Dhaenens
3/21	California	20 (1)	1-0	Pedroia	Buck	Curtis	Bocchi	Cook	Cadena	Asanovich	Gosewisch	Dhaenens
3/26	Washington	21 (1)	0-1	Pedroia	Buck	Curtis	Zinicola	Larish	Gosewisch	Persichina	Asanovich	Dhaenens
3/27	Washington	22 (1)	1-0	Pedroia	Walsh	Buck	Larish	Zinicola	Curtis	Gosewisch	Persichina	Dhaenens
3/28	Washington	23 (1)	0-1	Pedroia	Walsh	Buck	Larish	Curtis	Gosewisch	Bocchi	Persichina	Dhaenens
4/2	USC	24 (1)	1-0	Pedroia	Walsh	Larish	Buck	Zinicola	Curtis	Gosewisch	Cook	Dhaenens
4/3	USC	25 (1)	0-1	Pedroia	Walsh	Buck	Cadena	Cook	Larish	Gosewisch	Curtis	Asanovich
4/4	USC	26 (1)	0-1	Pedroia	Walsh	Buck	Larish	Gosewisch	Curtis	Cook	Cadena	Asanovich
4/8	Oral Roberts	27 (1)	0-1	Curtis	Walsh	Pedroia	Buck	Larish	Asanovich	Gosewisch	Dhaenens	Persichina
4/9	Oral Roberts	28 (1)	1-0	Pedroia	Walsh	Buck	Cook	Larish	Curtis	Gosewisch	Persichina	Dhaenens
4/10	Oral Roberts	29 (1)	0-1	Pedroia	Walsh	Buck	Larish	Bocchi	Curtis	Gosewisch	Persichina	Asanovich
4/12	Arizona	30 (1)	1-0	Walsh	Persichina	Pedroia	Buck	Asanovich	Bocchi	Curtis	Larish	Dhaenens
4/16	UCLA	31 (1)	1-0	Pedroia	Walsh	Buck	Asanovich	Persichina	Gosewisch	Larish	Curtis	Dhaenens
4/17	UCLA	32 (1)	1-0	Pedroia	Walsh	Buck	Cadena	Persichina	Gosewisch	Larish	Asanovich	Curtis
4/18	UCLA	33 (1)	0-1	Pedroia	Walsh	Buck	Asanovich	Cook	Gosewisch	Larish	Cadena	Curtis
4/23	Wash. State	34 (1)	1-0	Pedroia	Walsh	Buck	Cook	Persichina	Larish	Gosewisch	Curtis	Asanovich
4/24	Wash. State	35 (1)	1-0	Pedroia	Buck	Larish	Zinicola	Persichina	Asanovich	Gosewisch	Curtis	Dhaenens
4/25	Wash. State	36 (1)	0-1	Pedroia	Walsh	Buck	Asanovich	Cadena	Gosewisch	Larish	Cook	Persichina
4/27	Wichita St.	37 (1)	1-0	Pedroia	Buck	Larish	Zinicola	Asanovich	Curtis	Gosewisch	Cook	Walsh
4/28	Wichita St.	38 (1)	1-0	Pedroia	Buck	Larish	Zinicola	Asanovich	Gosewisch	Curtis	Cook	Walsh
5/3	NMSU	39 (1)	1-0	Pedroia	Buck	Larish	Zinicola	Asanovich	Gosewisch	Curtis	Bocchi	Persichina
5/4	NMSU	40 (1)	1-0	Pedroia	Buck	Larish	Zinicola	Asanovich	Curtis	Gosewisch	Walsh	Persichina
5/14	Oregon St.	41 (1)	1-0	Pedroia	Buck	Larish	Zinicola	Asanovich	Gosewisch	Curtis	Persichina	Walsh
5/15	Oregon St.	42 (1)	1-0	Pedroia	Buck	Larish	Zinicola	Asanovich	Curtis	Gosewisch	Persichina	Walsh
5/16	Oregon St.	42 (2)	2-0	Pedroia	Buck	Larish	Zinicola	Asanovich	Curtis	Gosewisch	Persichina	Walsh
5/18	New Mexico	37 (2)	2-0	Pedroia	Buck	Larish	Zinicola	Asanovich	Curtis	Gosewisch	Cook	Walsh
5/19	NMSU	43 (1)	1-0	Pedroia	Buck	Larish	Gosewisch	Curtis	McKenna	Dhaenens	Cook	Walsh
5/21	Arizona											
5/22	Arizona											
5/23	Arizona											
5/28	Stanford											
5/29	Stanford											
5/30	Stanford											

Total Number of Different Batting Lineups: 43

Most Common Lineup by Batting Order: #4 (3 times)



Sun Devil Baseball 2004

Starting Lineups By Defensive Lineup

<u>Date</u>	<u>Opponent</u>	<u>No. (Time)</u>	<u>Record</u>	<u>C</u>	<u>1B</u>	<u>2B</u>	<u>3B</u>	<u>SS</u>	<u>LF</u>	<u>CF</u>	<u>RF</u>	<u>DH</u>
2/6	Florida State	1 (1)	1-0	Gosewisch	Persichina	Asanovich	Mesa	Pedroia	Larish	Curtis	Buck	Walsh
2/7	Florida State	2 (1)	1-0	Gosewisch	Persichina	Asanovich	Mesa	Pedroia	Larish	Curtis	Buck	McKenna
2/8	Florida State	3 (1)	1-0	Gosewisch	Persichina	Asanovich	Mesa	Pedroia	Larish	Curtis	Buck	Cadena
2/13	CS Northridge	4 (1)	1-0	Gosewisch	Persichina	Asanovich	Mesa	Pedroia	Larish	Curtis	Buck	Bocchi
2/14	Utah	4 (2)	2-0	Gosewisch	Persichina	Asanovich	Mesa	Pedroia	Larish	Curtis	Buck	Bocchi
2/15	Oklahoma	5 (1)	0-1	Gosewisch	Cook	Asanovich	Mesa	Pedroia	Larish	Curtis	Buck	Bocchi
2/16	Gonzaga	4 (3)	3-0	Gosewisch	Persichina	Asanovich	Mesa	Pedroia	Larish	Curtis	Buck	Bocchi
2/20	Lamar	6 (1)	0-1	Gosewisch	Persichina	Asanovich	Dhaenens	Pedroia	Larish	Curtis	Buck	Bocchi
2/21	Memphis	7 (1)	1-0	Gosewisch	Persichina	Walsh	Dhaenens	Pedroia	Larish	Curtis	Buck	Zinicola
2/22	Rice	8 (1)	1-0	Gosewisch	Persichina	Walsh	Dhaenens	Pedroia	Larish	Curtis	Buck	Bocchi
2/24	Arizona	9 (1)	1-0	Gosewisch	Persichina	Walsh	Mesa	Pedroia	Larish	Curtis	Buck	Zinicola
2/27	UConn	9 (2)	2-0	Gosewisch	Persichina	Walsh	Mesa	Pedroia	Larish	Curtis	Buck	Zinicola
2/28	UConn	7 (2)	2-0	Gosewisch	Persichina	Walsh	Dhaenens	Pedroia	Larish	Curtis	Buck	Zinicola
2/29	UConn	10 (1)	1-0	Gosewisch	Cook	Asanovich	Dhaenens	Pedroia	Larish	Curtis	Buck	Cadena
3/5	ECU	11 (1)	1-0	Gosewisch	Cook	Asanovich	Mesa	Pedroia	Larish	Curtis	Buck	Zinicola
3/6	ECU	12 (1)	1-0	Gosewisch	Persichina	Walsh	Mesa	Pedroia	Larish	Curtis	Buck	McKenna
3/7	ECU	13 (1)	1-0	Gosewisch	Persichina	Walsh	Dhaenens	Pedroia	Larish	Curtis	Buck	Bocchi
3/12	Tulane	13 (2)	1-1	Gosewisch	Persichina	Walsh	Dhaenens	Pedroia	Larish	Curtis	Buck	Bocchi
3/13	Tulane	14 (1)	1-0	Gosewisch	Persichina	Walsh	Dhaenens	Pedroia	Larish	Curtis	Buck	Cadena
3/14	Tulane	14 (2)	2-0	Gosewisch	Persichina	Walsh	Dhaenens	Pedroia	Larish	Curtis	Buck	Cadena
3/16	Okla. State	7 (3)	3-0	Gosewisch	Persichina	Walsh	Dhaenens	Pedroia	Larish	Curtis	Buck	Zinicola
3/17	Okla. State	15 (1)	1-0	Gosewisch	Cook	Asanovich	Dhaenens	Pedroia	Larish	Curtis	Buck	Bocchi
3/19	California	8 (4)	3-1	Gosewisch	Persichina	Walsh	Dhaenens	Pedroia	Larish	Curtis	Buck	Zinicola
3/20	California	16 (1)	0-1	Gosewisch	Persichina	Walsh	Dhaenens	Pedroia	McKenna	Curtis	Buck	Zinicola
3/21	California	17 (1)	1-0	Gosewisch	Cook	Asanovich	Dhaenens	Pedroia	Cadena	Curtis	Buck	Bocchi
3/26	Washington	18 (1)	0-1	Gosewisch	Persichina	Asanovich	Dhaenens	Pedroia	Larish	Curtis	Buck	Zinicola
3/27	Washington	8 (5)	4-1	Gosewisch	Persichina	Walsh	Dhaenens	Pedroia	Larish	Curtis	Buck	Zinicola
3/28	Washington	13 (3)	1-2	Gosewisch	Persichina	Walsh	Dhaenens	Pedroia	Larish	Curtis	Buck	Bocchi
4/2	USC	19 (1)	1-0	Gosewisch	Cook	Walsh	Dhaenens	Pedroia	Larish	Curtis	Buck	Zinicola
4/3	USC	20 (1)	0-1	Gosewisch	Cook	Walsh	Asanovich	Pedroia	Larish	Curtis	Buck	Cadena
4/4	USC	20 (2)	0-2	Gosewisch	Cook	Walsh	Asanovich	Pedroia	Larish	Curtis	Buck	Cadena
4/8	Oral Roberts	21 (1)	0-1	Gosewisch	Persichina	Walsh	Dhaenens	Pedroia	Larish	Curtis	Buck	Asanovich
4/9	Oral Roberts	22 (1)	1-0	Gosewisch	Persichina	Walsh	Dhaenens	Pedroia	Larish	Curtis	Buck	Cook
4/10	Oral Roberts	23 (1)	0-1	Gosewisch	Persichina	Walsh	Asanovich	Pedroia	Larish	Curtis	Buck	Bocchi
4/12	Arizona	24 (1)	1-0	Bocchi	Walsh	Persichina	Dhaenens	Pedroia	Larish	Curtis	Buck	Asanovich
4/16	UCLA	21 (2)	1-1	Gosewisch	Persichina	Walsh	Dhaenens	Pedroia	Larish	Curtis	Buck	Asanovich
4/17	UCLA	25 (1)	1-0	Gosewisch	Persichina	Walsh	Asanovich	Pedroia	Larish	Curtis	Buck	Cadena
4/18	UCLA	20 (3)	0-3	Gosewisch	Cook	Walsh	Asanovich	Pedroia	Larish	Curtis	Buck	Cadena
4/23	Wash. State	26 (1)	1-0	Gosewisch	Cook	Persichina	Asanovich	Pedroia	Larish	Curtis	Buck	Walsh
4/24	Wash. State	18 (2)	1-1	Gosewisch	Persichina	Asanovich	Dhaenens	Pedroia	Larish	Curtis	Buck	Zinicola
4/25	Wash. State	27 (1)	0-1	Gosewisch	Cook	Persichina	Asanovich	Pedroia	Larish	Buck	Cadena	Walsh
4/27	Wichita St.	28 (1)	1-0	Gosewisch	Cook	Walsh	Asanovich	Pedroia	Larish	Curtis	Buck	Zinicola
4/28	Wichita St.	28 (2)	2-0	Gosewisch	Cook	Walsh	Asanovich	Pedroia	Larish	Curtis	Buck	Zinicola
5/3	NMSU	29 (1)	1-0	Gosewisch	Zinicola	Persichina	Asanovich	Pedroia	Larish	Curtis	Buck	Bocchi
5/4	NMSU	30 (1)	1-0	Gosewisch	Zinicola	Persichina	Asanovich	Pedroia	Larish	Curtis	Buck	Walsh
5/14	Oregon St.	31 (1)	1-0	Gosewisch	Persichina	Walsh	Asanovich	Pedroia	Larish	Curtis	Buck	Zinicola
5/15	Oregon St.	31 (2)	2-0	Gosewisch	Persichina	Walsh	Asanovich	Pedroia	Larish	Curtis	Buck	Zinicola
5/16	Oregon St.	31 (3)	3-0	Gosewisch	Persichina	Walsh	Asanovich	Pedroia	Larish	Curtis	Buck	Zinicola
5/18	New Mexico	28 (3)	3-0	Gosewisch	Cook	Walsh	Asanovich	Pedroia	Larish	Curtis	Buck	Zinicola
5/19	NMSU	32 (1)	1-0	Gosewisch	Cook	Walsh	Dhaenens	Pedroia	Larish	Curtis	Buck	McKenna
5/21	Arizona											
5/22	Arizona											
5/23	Arizona											
5/28	Stanford											
5/29	Stanford											
5/30	Stanford											

Total Number of Different Defensive Lineups: 32

Most Common Lineup by Defense: #8 (5 times)



Sun Devil Baseball 2004

Game-by-Game Capsules:

GAME 1

#10 SUN DEVILS 2, #18 Florida State 1

Feb. 6, 2004 at Packard Stadium

	<u>1</u>	<u>2</u>	<u>3</u>	<u>4</u>	<u>5</u>	<u>6</u>	<u>7</u>	<u>8</u>	<u>9</u>		<u>R</u>	<u>H</u>	<u>E</u>
FSU	0	0	1	0	0	0	0	0	0	-	1	4	2
ASU	0	0	0	0	0	0	0	0	2	-	2	7	0

W: Zinicola (1-0); L: Lynch (1-1); S: None

HR: None

Time: 2:50 Attendance: 3,087 Record: 1-0

HIGHLIGHTS: Junior catcher Tuffy Gosewisch drilled a two-out, two-run double with the bases loaded in the bottom of the ninth inning to give ASU a 2-1 victory over No. 18 FSU. The Devils had their NCAA record consecutive games scoring streak extended to 502 games with the clutch double and gave ASU an 26-2 record in season openers dating back to 1977. Starter Jeff Mouser and freshman reliever Zechry Zinicola combined to limit the Seminoles to only four singles and one run in the contest. Zinicola picked up the win in his collegiate debut with two shutout innings. Gosewisch was the offensive hero, going 2-for-4 with two doubles and Dustin Pedroia was 2-for-5 with a double and a stolen base.

GAME 2

#10 SUN DEVILS 10, #18 Florida State 9

Feb. 7, 2004 at Packard Stadium

	<u>1</u>	<u>2</u>	<u>3</u>	<u>4</u>	<u>5</u>	<u>6</u>	<u>7</u>	<u>8</u>	<u>9</u>		<u>R</u>	<u>H</u>	<u>E</u>
FSU	6	1	0	1	1	0	0	0	0	-	9	11	2
ASU	0	1	3	1	0	1	0	1	3	-	10	12	0

W: Bresnahan (1-0); L: Lynch (1-2); S: None

HR: Curtis (1)

Time: 3:08 Attendance: 3,220 Record: 2-0

HIGHLIGHTS: For the second straight game, ASU pulled off the unbelievable, scoring three runs in the bottom of the ninth inning to earn a 10-9 victory over Florida State. Freshman Colin Curtis was 3-for-5 with four RBI, a solo home run and a two-run double in the ninth that tied the game at 9-9. Classmate Joe Persichina also had three hits, including the game-winner with a single to score Curtis with two outs in the ninth. After spotting FSU a 6-0 lead after the first, ASU's pitching calmed down to limit the Seminoles to only two runs over the final six innings. Sophomore Erik Averill gave up one run in five innings and freshman Pat Bresnahan picked up the win.

GAME 3

#10 SUN DEVILS 12, #18 Florida State 6

Feb. 8, 2004 at Packard Stadium

	<u>1</u>	<u>2</u>	<u>3</u>	<u>4</u>	<u>5</u>	<u>6</u>	<u>7</u>	<u>8</u>	<u>9</u>		<u>R</u>	<u>H</u>	<u>E</u>
FSU	0	0	1	0	0	3	2	0	0	-	6	9	2
ASU	3	0	0	4	1	1	3	0	x	-	12	10	1

W: Urquidez (1-0); L: Sauls (0-1); S: Andes (1)

HR: None

Time: 3:29 Attendance: 3,386 Record: 3-0

HIGHLIGHTS: Sophomore Travis Buck was 3-for-3 with four RBI and starting pitcher Jason Urquidez registered nine strikeouts in five innings to lead the No. 10 Sun Devils to a series sweep over Florida State with a 12-6 win Sunday in front of 3,386 at Packard Stadium. Dustin Pedroia also added two doubles and three runs scored as the Devils earned their first ever sweep of the Seminoles and are off to a 3-0 start for the third straight year. Urquidez, a JC transfer from Central Arizona College, struck out five of the first eight batters he faced and went on to scatter six hits and allow only one run in five innings. Freshmen Josh Blake and Quentin Andes combined for eight strikeouts in the final four innings. Andes earned the save, allowing only one hit in 2.1 IP.

GAME 4

#7 SUN DEVILS 13, CS Northridge 3

Feb. 13, 2004 at Surprise Stadium

	<u>1</u>	<u>2</u>	<u>3</u>	<u>4</u>	<u>5</u>	<u>6</u>	<u>7</u>	<u>8</u>	<u>9</u>		<u>R</u>	<u>H</u>	<u>E</u>
CSUN	0	1	1	0	0	0	1	0	0	-	3	4	4
ASU	1	0	0	1	0	1	3	7	x	-	13	13	3

W: Averill (1-0); L: Hochgesang (0-1); S: None

HR: None

Time: 3:20 Attendance: 892 Record: 4-0

HIGHLIGHTS: Junior shortstop Dustin Pedroia was 3-for-4 with a pair of doubles to lead ASU to a 13-3 victory over Cal State Northridge on Friday night in the third game of the 2004 Coca-Cola Surprise Spring Training Classic at Surprise Stadium. The Devils broke open a 3-3 game with a three-run seventh and a seven-run eighth. Colin Curtis added three hits and lefty reliever Erik Averill threw 2.2 innings of scoreless and hitless ball to pick up the victory.

GAME 5

#7 SUN DEVILS 11, Utah 0

Feb. 14, 2004 at Surprise Stadium

	<u>1</u>	<u>2</u>	<u>3</u>	<u>4</u>	<u>5</u>	<u>6</u>	<u>7</u>	<u>8</u>	<u>9</u>		<u>R</u>	<u>H</u>	<u>E</u>
Utah	0	0	0	0	0	0	0	0	0	-	0	5	2
ASU	3	0	2	2	4	0	0	0	x	-	11	12	0

W: Urquidez (2-0); L: Mackay (0-1); S: None

HR: None

Time: 2:40 Attendance: 813 Record: 5-0

HIGHLIGHTS: Jason Urquidez struck out seven in six scoreless innings and junior shortstop Dustin Pedroia was 3-for-4 with two RBI to lead the No. 7 Sun Devils to a 11-0 victory over Utah in the Coca-Cola Spring Training Classic at Surprise Stadium. Urquidez improved to 2-0 on the year with six masterful innings. Pedroia extended his hitting streak to five game and has four consecutive multi-hit games after his 3-for-4 performance. Travis Buck was 2-for-2 with three runs scored and also had two walks.

GAME 6

Oklahoma 6, #7 SUN DEVILS 0

Feb. 15, 2004 at Surprise Stadium

	<u>1</u>	<u>2</u>	<u>3</u>	<u>4</u>	<u>5</u>	<u>6</u>	<u>7</u>	<u>8</u>	<u>9</u>		<u>R</u>	<u>H</u>	<u>E</u>
OKLA	1	0	0	0	0	3	0	0	2	-	6	9	0
ASU	0	0	0	0	0	0	0	0	0	-	0	4	1

W: Purcey (1-0); L: Cassa (0-1); S: None

HR: Thornton (1)

Time: 2:41 Attendance: 1,370 Record: 5-1

HIGHLIGHTS: Oklahoma starting pitcher David Purcey allowed only one hit in seven shutout innings and combined with closer Jarod McAuliff to shut out No. 7 Arizona State for the first time in 506 games. The Sooners defeated the Sun Devils 6-0 on Sunday to close out the second annual Coca-Cola Spring Training Classic at Surprise Stadium. The Devils saw their NCAA record consecutive games scoring streak come to an end after having not been shutout since April 7, 1995 against USC. ASU had combined to go 338-167-1 during the streak, topping the previous NCAA record of 349 set by Coastal Carolina. ASU also suffered its first loss of the year to fall to 5-1.

GAME 7

#7 SUN DEVILS 10, Gonzaga 7

Feb. 16, 2004 at Packard Stadium

	<u>1</u>	<u>2</u>	<u>3</u>	<u>4</u>	<u>5</u>	<u>6</u>	<u>7</u>	<u>8</u>	<u>9</u>		<u>R</u>	<u>H</u>	<u>E</u>
GU	0	4	3	0	0	0	0	0	0	-	7	11	3
ASU	7	0	0	1	1	0	0	1	x	-	10	12	4

W: Bresnahan (2-0); L: Monroe (0-1); S: Zinicola (1)

HR: None

Time: 3:00 Attendance: 2,172 Record: 6-1

HIGHLIGHTS: Dustin Pedroia had three doubles and freshman relief pitcher Pat Bresnahan had seven strikeouts in five innings to lead the No. 7 Sun Devils to a 10-7 non-conference victory over the Gonzaga Bulldogs Monday night at Packard Stadium. Bresnahan was impressive in his fourth stint of the early season. The hard-throwing right-hander struck out seven and allowed only four hits in five shutout innings to improve to 2-0 on the season. Classmate Zechry Zinicola scattered two hits and struck out four over the final two innings to pick up his first collegiate save.

GAME 8

Lamar 5, #7 SUN DEVILS 4

Feb. 20, 2004 at Reckling Park

	<u>1</u>	<u>2</u>	<u>3</u>	<u>4</u>	<u>5</u>	<u>6</u>	<u>7</u>	<u>8</u>	<u>9</u>		<u>R</u>	<u>H</u>	<u>E</u>
ASU	2	1	0	0	0	0	0	1	0	-	4	9	2
LU	0	0	0	2	1	0	0	2	x	-	5	9	0

W: Stutes (2-0); L: Zinicola (0-1); S: None

HR: Pedroia (1)

Time: 2:32 Attendance: 3,108 Record: 6-2

HIGHLIGHTS: A two-run double by designated hitter Nick Klusaw in the bottom of the eighth inning gave the Lamar Cardinals a 5-4 victory over No. 7 Arizona State Friday afternoon at Reckling Park in the first day of the Coca-Cola Classic. ASU took a 4-3 lead after its half of the eighth, when freshman center fielder Colin Curtis stole home with two outs. Freshman closer Zechry Zinicola surrendered both runs in the eighth to take the loss and fall to 1-1 on the year. Dustin Pedroia was 3-for-5 with a solo home run for the Sun Devils in the loss.

GAME 9

#7 SUN DEVILS 7, Memphis 0

Feb. 21, 2004 at Reckling Park

	<u>1</u>	<u>2</u>	<u>3</u>	<u>4</u>	<u>5</u>	<u>6</u>	<u>7</u>	<u>8</u>	<u>9</u>		<u>R</u>	<u>H</u>	<u>E</u>
MEM	0	0	0	0	0	0	0	0	0	-	0	2	1
ASU	3	0	0	1	0	2	1	0	x	-	7	9	0

W: Cassa (1-1); L: Hankins (0-1); S: Blake (1)

HR: Curtis (2), Persichina (1)

Time: 2:25 Attendance: 3,405 Record: 7-2

HIGHLIGHTS: Arizona State freshman starting pitcher Pat Cassa struck out nine in six scoreless innings to life the No. 7 Sun Devils to a 7-0 victory over Memphis Saturday night in the second day of the Coca-Cola Classic at Reckling Park. Junior All-American shortstop Dustin Pedroia led the offense going 3-for-4 with two RBI and freshman Colin Curtis and Joe Persichina each hit solo home runs. Freshman left-hander Josh Blake closed out the win with three scoreless innings to pick up the save.

GAME 10

#7 SUN DEVILS 3, #1 Rice 1

Feb. 22, 2004 at Reckling Park

	<u>1</u>	<u>2</u>	<u>3</u>	<u>4</u>	<u>5</u>	<u>6</u>	<u>7</u>	<u>8</u>	<u>9</u>		<u>R</u>	<u>H</u>	<u>E</u>
ASU	0	0	0	0	0	2	0	1	0	-	3	5	2
Rice	0	0	0	0	0	0	0	0	1	-	1	3	1

W: Urquidez (3-0); L: Niemann (0-1); S: None

HR: Buck (1)

Time: 2:30 Attendance: 3,604 Record: 8-2

HIGHLIGHTS: Arizona State starting pitcher Jason Urquidez threw a complete-game three-hitter as the No. 7 Sun Devils beat the No. 1 and defending national champion Rice Owls 3-1 Sunday afternoon at a rainy Reckling Park. Sophomore right fielder Travis Buck drove in all three runs for the Devils, including a two-run homer in the sixth inning that broke open a scoreless game. The Sun Devils improve to 8-2 on the year and is a perfect 4-0 against ranked opponents. Rice drops to 5-2 on the year. Urquidez limited the Owls to only three hits and the only run came with two outs in the bottom of the ninth inning. He struck out seven and walked only two to improve to 3-0 on the year.

GAME 11

#7 SUN DEVILS 4, #16 Arizona 0

Feb. 24, 2004 at Packard Stadium

	<u>1</u>	<u>2</u>	<u>3</u>	<u>4</u>	<u>5</u>	<u>6</u>	<u>7</u>	<u>8</u>	<u>9</u>		<u>R</u>	<u>H</u>	<u>E</u>
ARIZ	0	0	0	0	0	0	0	0	0	-	0	3	2
ASU	2	2	0	0	0	0	0	0	x	-	4	9	1

W: Bordes (1-0); L: Guyette (1-2); S: Bresnahan (1)

HR: None

Time: 2:49 Attendance: 2,748 Record: 9-2

HIGHLIGHTS: Arizona State starting pitcher Brett Bordes had 10 strikeouts in six scoreless innings to lead the No. 7 Sun Devils to a 4-0 victory over rival No. 16 Arizona in front of 2,748 Tuesday night at Packard Stadium. With its 10th straight victory at Packard Stadium, ASU improved to 9-2 overall and is a perfect 5-0 record against ranked opponents this year. Bordes scattered three hits and three walks in a career-high six innings. He registered a career-high 10 strikeouts to pick up his second career victory. Freshman right-hander Pat Bresnahan struck out five in three scoreless innings to pick up his first save. ASU's nine-hit attack was paced by another multi-hit game from Dustin Pedroia. Pedroia went 3-for-4 with a pair of doubles and is now hitting .543 (25-for-46) with 10 doubles. Jeff Larish notched his second multi-hit game of the year going 2-for-5 with an RBI. Freshman Joe Persichina gave ASU all the runs they would need with a two-out, two-run single in the bottom of the first inning.

GAME 12

#7 SUN DEVILS 18, UConn 2

Feb. 27, 2004 at Packard Stadium

	<u>1</u>	<u>2</u>	<u>3</u>	<u>4</u>	<u>5</u>	<u>6</u>	<u>7</u>	<u>8</u>	<u>9</u>		<u>R</u>	<u>H</u>	<u>E</u>
UConn	0	0	0	0	0	0	1	1	0	-	2	3	2
ASU	3	1	7	0	3	0	0	3	x	-	18	21	0

W: Mouser (1-0); L: Hourigan (0-1); S: None

HR: Curtis (3), Cook (1)

Time: 3:16 Attendance: 2,163 Record: 10-2

HIGHLIGHTS: Arizona State starting pitcher Jeff Mouser recorded five no-hit innings and the No. 7 Sun Devil offense unloaded for season highs with 18 runs and 21 hits in an 18-2 victory over Connecticut Friday evening at Packard Stadium. Chris Cook was 4-for-4 with four RBI with two doubles and capped his career night with a two-run home run in the bottom of the eighth inning.



Sun Devil Baseball 2004

Game-by-Game Capsules:

GAME 13

#7 SUN DEVILS 16, UConn 5

Feb. 28, 2004 at Packard Stadium

	<u>1</u>	<u>2</u>	<u>3</u>	<u>4</u>	<u>5</u>	<u>6</u>	<u>7</u>	<u>8</u>	<u>9</u>		<u>R</u>	<u>H</u>	<u>E</u>
UConn	0	0	0	1	4	0	0	0	0	-	5	7	0
ASU	0	0	5	0	6	3	0	2	x	-	16	17	1

W: Bresnahan (3-0); L: James (0-1); S: None

HR: Curtis (4), Pedroia (2), Zinicola (1)

Time: 3:14 Attendance: 2,385 Record: 11-2

HIGHLIGHTS: Arizona State's Dustin Pedroia hit a grand slam home run and Travis Buck tied a school record with four doubles to lead the No. 7 Sun Devils to a decisive 16-5 victory over the University of Connecticut Saturday afternoon at Packard Stadium. Buck hit doubles in the first, third, fourth and sixth innings to tie the single-game school record held by three other Sun Devils. The sophomore right fielder finished 4-for-5 with four RBI. Pat Bresnahan picked up the win with four scoreless innings to improve to 3-0 on the year.

GAME 14

#7 SUN DEVILS 18, UConn 11

Feb. 29, 2004 at Packard Stadium

	<u>1</u>	<u>2</u>	<u>3</u>	<u>4</u>	<u>5</u>	<u>6</u>	<u>7</u>	<u>8</u>	<u>9</u>		<u>R</u>	<u>H</u>	<u>E</u>
UConn	1	0	0	0	0	0	3	3	4	-	11	16	0
ASU	0	6	6	3	3	0	0	0	x	-	18	15	1

W: Urquidez (4-0); L: Tucci (0-1); S: None

HR: Buck (2), Larish (1)

Time: 2:54 Attendance: 2,400 Record: 12-2

HIGHLIGHTS: Arizona State sophomore right fielder Travis Buck went 5-for-5 with eight RBI to lead the No. 7 Sun Devils to a series-sweeping 18-11 victory over the UConn Sunday afternoon at Packard Stadium. The Sun Devils won their sixth straight overall and 16th straight at Packard dating back to last season. The Devils out-scored UConn 52-18 in the series and combined to hit .442 (53-for-120) against the Huskies. UConn falls to 0-3 to start the 2004 campaign. Buck fell just a triple short of his second career cycle, tabbing three singles, a double, his second homer of the season and a walk in the contest. He finished the series 10-for-12 (.833) with six runs, five doubles and 13 RBI. Starting pitcher Jason Urquidez picked up the victory to improve to 4-0 in a predetermined three-inning start.

GAME 15

#6 SUN DEVILS 7, #18 East Carolina 6

March 5, 2004 at Packard Stadium

	<u>1</u>	<u>2</u>	<u>3</u>	<u>4</u>	<u>5</u>	<u>6</u>	<u>7</u>	<u>8</u>	<u>9</u>		<u>R</u>	<u>H</u>	<u>E</u>
ECU	1	0	0	0	0	4	0	1	0	-	6	10	1
ASU	1	1	0	0	0	0	0	5	x	-	7	9	1

W: Andes (1-0); L: Flye (1-1); S: Bresnahan (2)

HR: Buck (3), Zinicola (2), Gosewisch (1)

Time: 2:39 Attendance: 2,552 Record: 13-2

HIGHLIGHTS: ASU freshman designated hitter Zechry Zinicola hit a two-run home run to cap a five-run eighth inning to lead the No. 6 Sun Devils to a 7-6 come-from-behind victory over No. 18 East Carolina. Hot hitting sophomore Travis Buck started the rally with a run-scoring single and Jeff Larish plated two with a single to right field. Zinicola then blasted his second home run of the year to put ASU up 7-6. Freshman Pat Bresnahan recorded a 1-2-3 ninth inning for his second save of the year and made a winner of classmate Quentin Andes (0.2 IP, 0 R). Buck continued his torrid streak by going 3-for-4 with two runs scored and two RBI.

GAME 16

#6 SUN DEVILS 6, #18 East Carolina 4

March 6, 2004 at Packard Stadium

	<u>1</u>	<u>2</u>	<u>3</u>	<u>4</u>	<u>5</u>	<u>6</u>	<u>7</u>	<u>8</u>	<u>9</u>		<u>R</u>	<u>H</u>	<u>E</u>
ECU	0	0	1	2	0	1	0	0	0	-	4	6	3
ASU	0	1	1	1	1	0	1	1	x	-	6	7	1

W: Urquidez (5-0); L: Harrell (2-1); S: Bresnahan (3)

HR: Buck (4), Pedroia (3)

Time: 2:54 Attendance: 2,567 Record: 14-2

HIGHLIGHTS: Arizona State right fielder Travis Buck hit a solo home run in the bottom of the seventh inning that proved to be the game winner as the No. 6 Sun Devils won their eighth straight in a 6-4 victory over No. 18 East Carolina. Buck homered for the third straight game to extend his hitting streak to five games. Jason Urquidez (5-0) pitched seven solid innings to pick up the win and Pat Bresnahan locked down the victory with his third save of the season. Freshman Joe Persichina was 2-for-2 with two runs scored and an RBI. Short-stop Dustin Pedroia added his third home run of the year.

GAME 17

#6 SUN DEVILS 7, #18 East Carolina 5

March 7, 2004 at Packard Stadium

	<u>1</u>	<u>2</u>	<u>3</u>	<u>4</u>	<u>5</u>	<u>6</u>	<u>7</u>	<u>8</u>	<u>9</u>		<u>R</u>	<u>H</u>	<u>E</u>
ECU	0	0	0	1	0	3	0	0	1	-	5	9	1
ASU	3	0	1	0	1	1	0	1	x	-	7	13	0

W: Andes (2-0); L: Brooks (1-1); S: Cassa (1)

HR: Buck (5)

Time: 3:05 Attendance: 2,842 Record: 15-2

HIGHLIGHTS: The Devils finished off a three-game sweep of the No. 18 East Carolina Pirates with a 7-5 victory. ASU scored three in the first and jumped out to a 5-1 lead before holding on to win its ninth straight. Travis Buck homered in the fourth straight game and Tuffy Gosewisch and Joe Persichina were each perfect at the plate going 3-for-3. Senior Nick Walsh was 2-for-3 with a season-high three RBI. Freshman starter Zechry Zinicola was solid through three scoreless innings in his first career start, but left with a groin in jury. Four newcomer pitchers sealed the win, with freshman Pat Cassa picking up the save giving up two runs and four hits over the final 3.1 innings.

GAME 18

#11 Tulane 5, #5 SUN DEVILS 3

March 12, 2004 at Packard Stadium

	<u>1</u>	<u>2</u>	<u>3</u>	<u>4</u>	<u>5</u>	<u>6</u>	<u>7</u>	<u>8</u>	<u>9</u>		<u>R</u>	<u>H</u>	<u>E</u>
TUL	2	0	0	0	3	0	0	0	0	-	5	9	2
ASU	0	0	0	0	0	0	1	0	2	-	3	4	2

W: Mohl (4-0); L: Mousser (1-1); S: Latham (2)

HR: Buck (6)

Time: 2:52 Attendance: 2,827 Record: 15-3

HIGHLIGHTS: ASU had a pair of costly errors and squandered some early scoring opportunities as the No. 11 Tulane Green Wave held off the No. 5 Sun Devils 5-3 in a non-conference victory Friday night at Packard Stadium. The Devils had their season-high nine-game win streak come to an end to drop to 15-3 on the year. Additionally, ASU had a 19-game win streak at Packard Stadium snapped and lost for the first time in nine games to a ranked opponent this season. Jeff Mousser (1-1) took the loss and Erik Averill was impressive out of the bullpen with 4.2 perfect innings. Limited to only four hits, the Devils couldn't produce a timely hit by leaving seven of nine runners on base in scoring position. Travis Buck was 2-for-3 with a pair of walks to extend his hitting streak to seven games and hit a home run in his fifth straight game.

GAME 19

#5 SUN DEVILS 11, #11 Tulane 3

March 13, 2004 at Packard Stadium

	<u>1</u>	<u>2</u>	<u>3</u>	<u>4</u>	<u>5</u>	<u>6</u>	<u>7</u>	<u>8</u>	<u>9</u>		<u>R</u>	<u>H</u>	<u>E</u>
TUL	0	0	0	0	0	1	2	0	0	-	3	8	3
ASU	2	0	0	4	1	1	2	1	x	-	11	13	1

W: Urquidez (6-0); L: Crowl (3-1); S: None

HR: Pedroia (4), Larish (2)

Time: 3:16 Attendance: 2,650 Record: 16-3

HIGHLIGHTS: Dustin Pedroia went 4-for-4 with a career-high five RBI to lead the No. 5 Sun Devils to a convincing 11-3 victory over No. 11 Tulane Saturday afternoon at Packard Stadium. The Devils never trailed in the game, as Pedroia (Woodland, Calif.) jump-started the ASU offense with a leadoff home run in the bottom of the first inning. Junior starting pitcher Jason Urquidez kept his perfect record intact to improve to 6-0. The right-hander allowed four hits and one run in five and two-thirds innings while striking out five. Four of his six wins have come against nationally ranked opponents.

GAME 20

#5 SUN DEVILS 5, #11 Tulane 1

March 14, 2004 at Packard Stadium

	<u>1</u>	<u>2</u>	<u>3</u>	<u>4</u>	<u>5</u>	<u>6</u>	<u>7</u>	<u>8</u>	<u>9</u>		<u>R</u>	<u>H</u>	<u>E</u>
TUL	0	0	0	0	0	0	1	0	0	-	1	6	1
ASU	0	0	1	1	0	0	2	1	x	-	5	11	1

W: Averill (2-0); L: Hahn (3-1); S: Bresnahan (4)

HR: None

Time: 2:55 Attendance: 3,005 Record: 17-3

HIGHLIGHTS: Dustin Pedroia and Nick Walsh each had two hits and four Sun Devil pitchers combined to limit the No. 11 Tulane Green Wave to only six hits in a 5-1 victory. The win sealed the series victory for the Sun Devils (17-3). Starting pitcher Brett Bordes struck out six in 4.1 innings and sophomore Erik Averill followed with 2.1 quality innings to pick up the win.

GAME 21

#5 SUN DEVILS 3, #33 Oklahoma State 2

March 16, 2004 at Packard Stadium

	<u>1</u>	<u>2</u>	<u>3</u>	<u>4</u>	<u>5</u>	<u>6</u>	<u>7</u>	<u>8</u>	<u>9</u>		<u>R</u>	<u>H</u>	<u>E</u>
OKST	0	0	2	0	0	0	0	0	0	-	2	8	1
ASU	1	0	0	0	2	0	0	0	x	-	3	10	2

W: Andes (3-0); L: Rew (3-1); S: Bresnahan (5)

HR: None

Time: 2:41 Attendance: 3,253 Record: 18-3

HIGHLIGHTS: Arizona State freshmen pitchers Pat Cassa, Quentin Andes and Pat Bresnahan combined for a dominating pitching performance to tie the No. 5 Sun Devils to a 3-2 victory No. 33 Oklahoma State Tuesday night in front of 3,253 at Packard Stadium. ASU's trio of freshman pitchers took on and defeated Oklahoma State's best pitcher in senior right-hander Daniel Rew. Andes picked up the win with three scoreless innings and Bresnahan earned his fifth save. Zechry Zinicola was 2-for-3 with two RBI and Jeff Larish was 3-for-3 to lead the Devils at the plate. Junior SS Dustin Pedroia also recorded his 60th career double.

GAME 22

#5 SUN DEVILS 16, #33 Oklahoma State 6

March 17, 2004 at Packard Stadium

	<u>1</u>	<u>2</u>	<u>3</u>	<u>4</u>	<u>5</u>	<u>6</u>	<u>7</u>	<u>8</u>	<u>9</u>		<u>R</u>	<u>H</u>	<u>E</u>
OKST	2	1	0	0	0	2	1	0	0	-	6	12	3
ASU	1	0	4	4	1	2	2	2	x	-	16	19	1

W: Blake (1-0); L: Grogan (4-1); S: None

HR: None

Time: 3:20 Attendance: 3,024 Record: 19-3

HIGHLIGHTS: The Sun Devils pounded out 19 hits by 11 different players en route to a 16-6 pounding of No. 33 Oklahoma State to complete a two-game midweek sweep of the Cowboys. Jeff Larish was 3-for-6 with a pair of doubles and four RBI to lead the ASU offense. Dustin Pedroia (2-for-3, 3 R) added his 12th multi-hit game of the year. Freshman Josh Blake earned his first career win with three innings out of the bullpen. ASU scored in every inning but the second and had a pair of four-run frames in the third and fourth innings to erase an early 3-1 deficit. For the fifth straight game, ASU defeated a previously unbeaten starting pitcher as OSU's Spencer Grogan suffered the loss to fall to 4-1 on the year.

GAME 23

California 9, #5 SUN DEVILS 7

March 19, 2004 at Packard Stadium

	<u>1</u>	<u>2</u>	<u>3</u>	<u>4</u>	<u>5</u>	<u>6</u>	<u>7</u>	<u>8</u>	<u>9</u>		<u>R</u>	<u>H</u>	<u>E</u>
CAL	1	1	0	1	0	5	0	1	0	-	9	13	2
ASU	3	1	0	0	3	0	0	0	0	-	7	11	1

W: Johnson (1-0); L: Andes (3-1); S: Brown (1)

HR: None

Time: 3:09 Attendance: 2,766 Record: 19-4

HIGHLIGHTS: California scored six unanswered runs and exploded for five runs in the sixth inning en route to a 9-7 victory over ASU in the Pac-10 opener for both schools. The Devils had a 7-4 lead, but Cal battled back and took the lead with the five-run sixth. Erik Averill gave up five runs on five hits in 2.2 innings and freshman Quentin Andes took the loss giving up the game-winning run in the sixth. Dustin Pedroia led the Devils at the plate going 4-for-5 with a pair of runs scored and hit his 14th double of the season. Zechry Zinicola was also 2-for-5 with two RBI. ASU left 13 men on base in the contest, including the bases loaded twice.

GAME 24

California 20, #5 SUN DEVILS 8

March 20, 2004 at Packard Stadium

	<u>1</u>	<u>2</u>	<u>3</u>	<u>4</u>	<u>5</u>	<u>6</u>	<u>7</u>	<u>8</u>	<u>9</u>		<u>R</u>	<u>H</u>	<u>E</u>
CAL	0	3	2	2	13	0	0	0	0	-	20	19	0
ASU	0	0	3	1	0	2	2	0	0	-	8	13	3

W: Read (1-0); L: Urquidez (6-1); S: Swanson (1)

HR: Cadena (1), Cook (2)

Time: 3:39 Attendance: 2,2314 Record: 19-5

HIGHLIGHTS: The Cal Golden Bears scored 13 runs in the fifth inning en route to a 20-8 victory over the No. 5 Arizona State Sun Devils Saturday afternoon in Pac-10 Baseball action at Packard Stadium. California jumped out to an early 7-4 lead behind a four-run second and a pair of two-run frames in the third and fourth inning. The three-run margin would be as close as the Sun Devils would get as Cal sent 18 batters to the plate in the 13-run fifth inning. The 13 runs given up by the Sun Devils tied the school record set in 1997 against UCLA. Dustin Pedroia was 1-for-3 with a double and Nick Cadena and Chris Cook each hit a HR.



Sun Devil Baseball 2004

Game-by-Game Capsules:

GAME 25

#5 SUN DEVILS 8, California 4

March 21, 2004 at Packard Stadium

	1	2	3	4	5	6	7	8	9	R	H	E
CAL	1	0	0	0	1	0	0	0	2	-	4	12 2
ASU	1	0	5	1	0	1	0	0	x	-	8	10 2

W: Zinicola (2-1); L: Crist (2-4); S: None

HR: Asanovich (1)

Time: 2:56 Attendance: 2,735 Record: 20-5

HIGHLIGHTS: Joel Bocchi and Josh Asanovich each had three RBI and freshman starting pitcher was solid through seven innings to lead the No. 5 Arizona State Sun Devils to a 8-4 victory over California Sunday afternoon in Pac-10 Baseball action at Packard Stadium. Zinicola earned the win scattering six hits and two runs in a career-long seven-inning outing. He struck out five and walked one to improve to 2-1 on the year. Bocchi finished 1-for-4 with three RBI and had several key at-bats for the Devils. Asanovich broke open a 3-1 game with a three-run home run as part of the five-run third frame.

GAME 26

Washington 11, #8 SUN DEVILS 1

March 26, 2004 at Packard Stadium

	1	2	3	4	5	6	7	8	9	R	H	E
UW	1	2	2	0	0	2	1	3	-	11	13	1
ASU	0	0	0	0	1	0	0	0	-	1	7	1

W: Lincecum (3-0); L: Urquidez (6-2); S: None

HR: None

Time: 2:54 Attendance: 3,336 Record: 20-6

HIGHLIGHTS: Washington freshman starting pitcher Tim Lincecum struck out eight and allowed only one run over seven innings to lift the Huskies to a 11-1 victory over No. 8 Arizona State Sun Devils Friday night in front of 3,336 at Packard Stadium. ASU starter Jason Urquidez recorded the loss in his second straight outing to fall to 6-2 on the year. He gave up five runs (three earned) on five hits in four and a third innings. He walked four and struck out six. ASU was out-hit 13-7 in the contest and received multi-hit games from freshman third baseman Seth Dhaenens (2-for-3, 2B, R) and junior catcher Tuffy Gosewisch (2-for-3).

GAME 27

#8 SUN DEVILS 9, Washington 4

March 27, 2004 at Packard Stadium

	1	2	3	4	5	6	7	8	9	R	H	E
UW	1	1	0	0	2	0	0	0	-	4	5	2
ASU	1	1	5	0	0	0	2	0	x	-	9	10 0

W: Bordes (2-0); L: Everitt (3-2); S: Andes (2)

HR: Pedroia (5)

Time: 2:49 Attendance: 2,588 Record: 21-6

HIGHLIGHTS: Nick Walsh went 2-for-4 with two RBI as the Sun Devils scored nine two-run hits to beat the Washington Huskies 9-4 Saturday afternoon in Pac-10 baseball action at Packard Stadium. ASU starting pitcher Brett Bordes recovered from early wildness to hold the potent Husky lineup to four hits and four runs over six innings. Freshman reliever Quentin Andes earned the save, finishing off the victory by allowing only one hit in three scoreless innings. Tuffy Gosewisch was also 2-for-3 with two runs scored and Joe Persichina added his sixth multi-hit game by going 2-for-4. Junior shortstop Dustin Pedroia smashed his fifth home run of the year and 10th of his career to extend his hitting streak to nine games.

GAME 28

Washington 8, #8 SUN DEVILS 6

March 28, 2004 at Packard Stadium

	1	2	3	4	5	6	7	8	9	R	H	E
UW	0	0	0	2	0	0	4	0	-	8	8	2
ASU	0	2	1	0	0	2	1	0	-	6	10	3

W: Fenton (3-2); L: Bresnehan (3-1); S: None

HR: Buck (7), Cadena (2)

Time: 3:15 Attendance: 2,761 Record: 21-7

HIGHLIGHTS: Washington left fielder Zach Clem hit a grand slam in the seventh inning and broke a 6-6 tie with a two-run single in the ninth to give the Huskies a 8-6 come-from-behind victory over the No. 8 Arizona State Sun Devils Sunday afternoon at Packard Stadium. Both of Clem's hits came of ASU freshman closer Pat Bresnehan (3-1). Dustin Pedroia had three hits for the Sun Devils (21-7, 2-4 Pac-10), including his Pac-10 leading 16th double. Travis Buck and Nick Cadena also homered in the loss as ASU fell to 2-4 after six Pac-10 home contests.

GAME 29

#10 SUN DEVILS 10, USC 3

April 2, 2004 at Packard Stadium

	1	2	3	4	5	6	7	8	9	R	H	E
USC	0	0	0	0	0	0	0	0	3	-	3	8 1
ASU	1	0	0	0	3	0	6	0	x	-	10	17 0

W: Urquidez (7-2); L: Kennedy (4-1); S: None

HR: None

Time: 3:11 Attendance: 2,687 Record: 22-7

HIGHLIGHTS: Arizona State starting pitcher Jason Urquidez turned in a dominating performance in 8.1 innings and catcher Tuffy Gosewisch had a clutch two-out, three-run double in the fifth to help lead the No. 10 Sun Devils to a 10-3 victory over USC Friday night in Pac-10 Baseball action at Packard Stadium. Nick Walsh led the 17-hit attack by going 4-for-5 with three runs scored. Jeff Larish was also 3-for-5 and Dustin Pedroia extended his hitting streak to 11 games with a two-run single in the seventh. ASU improved to 6-1 after a loss and gave head coach Pat Murphy his 700th career victory at the Division I level.

GAME 30

USC 14, #10 SUN DEVILS 5

April 3, 2004 at Packard Stadium

	1	2	3	4	5	6	7	8	9	R	H	E
USC	0	1	0	2	0	6	0	0	5	-	14	14 1
ASU	2	1	0	2	0	0	0	0	-	5	12	2

W: Wentworth (2-2); L: Averill (2-1); S: Friedman (3)

HR: Asanovich (2)

Time: 3:44 Attendance: 2,692 Record: 22-8

HIGHLIGHTS: Leading 5-3 after five innings, the Devils gave up 11 unanswered runs, all with two outs, as the USC Trojans rallied for a 14-5 victory. Baron Frost had a key three-run double in the six-run sixth and added a three-run homer in the ninth. ASU got three hits from senior second baseman Nick Walsh and a solo home run from junior third baseman Josh Asanovich. Sophomore lefty Erik Averill gave up three runs in 2.2 innings to record the loss. Dustin Pedroia went 0-for-5 to snap his 11-game hitting streak.

GAME 31

USC 10, #10 SUN DEVILS 3

April 4, 2004 at Packard Stadium

	1	2	3	4	5	6	7	8	9	R	H	E
USC	2	0	0	3	3	0	2	0	-	10	15	1
ASU	0	0	0	2	1	0	0	0	-	3	8	0

W: Butler (3-1); L: Mousser (1-2); S: None

HR: None

Time: 3:08 Attendance: 2,681 Record: 22-9

HIGHLIGHTS: The Sun Devils dropped their third straight home Pac-10 series to fall to 3-6 in league play. USC sophomore catcher Jeff Clement hit a two-run home run in the first inning en route to a 4-for-5 performance in the game. ASU left 10 men on base, including stranding the bases loaded in the fifth inning. Starter Jeff Mousser was roughed up for five hits and five runs in four innings. USC reliever Bret Butler picked up the win limiting the Sun Devils to three hits in 4.2 scoreless innings. Senior second baseman Nick Walsh was 3-for-4 to finish the series 10-for-14.

GAME 32

#24 Oral Roberts 9, #15 SUN DEVILS 7

April 8, 2004 at Packard Stadium

	1	2	3	4	5	6	7	8	9	R	H	E
ORU	1	0	0	1	0	0	0	3	4	-	9	14 2
ASU	0	0	2	4	1	0	0	0	-	7	8	2

W: Bigley (6-1); L: Bresnehan (3-2); S: Ramsey (2)

HR: None

Time: 3:25 Attendance: 2,231 Record: 22-10

HIGHLIGHTS: The Arizona State bullpen combined to give up seven runs over the final two innings to let a 7-2 lead slip away in a 9-7 non-conference loss to the No. 24 (NCBWA) Oral Roberts Golden Eagles Thursday night at Packard Stadium. ASU led 7-2 before the Golden Eagles rallied to score three two-out runs in the eighth and four runs in the top of the ninth. Freshman closer Pat Bresnehan (Sherborn, Mass.) surrendered six of the runs and two ASU errors proved to be costly as the Devils lost for the third straight time. Oral Roberts out-hit ASU 14-8, hitting all singles in their sixth straight win. Joe Persichina had a three-run triple for the Sun Devils and Seth Dhaenens and Tuffy Gosewisch each had two hits. The Devils used a season-high seven pitchers, including six freshman.

GAME 33

#15 SUN DEVILS 5, #24 Oral Roberts 1

April 9, 2004 at Packard Stadium

	1	2	3	4	5	6	7	8	9	R	H	E
ORU	0	0	0	0	1	0	0	0	-	1	6	1
ASU	0	2	0	0	3	0	0	0	x	-	5	11 0

W: Urquidez (8-2); L: Recio (0-1); S: None

HR: Gosewisch (2)

Time: 2:39 Attendance: 2,334 Record: 23-10

HIGHLIGHTS: Jason Urquidez scattered five hits and one run in seven strong innings to lead the No. 15 Sun Devils to a 5-1 victory over No. 24 Oral Roberts Friday night at Packard Stadium. Junior catcher Tuffy Gosewisch plated the only runs ASU would need in the game with a two-run home run in the second inning. The victory snapped a season-high three-game losing streak for the Devils (longest since start of 2002 season) and improved their record to 23-10 overall. ASU also gained its 11th victory over a ranked opponent this season. Oral Roberts had its six-game win streak come to an end to fall to 25-7. Seth Dhaenens (2-for-3), Jeff Larish (2-for-4) and Nick Walsh (2-for-4) added multi-hit games in the victory for the Sun Devils.

GAME 34

#24 Oral Roberts 6, #15 SUN DEVILS 5

April 10, 2004 at Packard Stadium

	1	2	3	4	5	6	7	8	9	R	H	E
ORU	0	3	0	0	1	0	2	0	-	6	11	0
ASU	0	0	0	0	2	1	0	0	-	5	12	2

W: Sorrow (5-1); L: Mousser (1-3); S: Ramsey (3)

HR: Lex (8), Bigley (7)

Time: 3:14 Attendance: 2,157 Record: 23-11

HIGHLIGHTS: The Sun Devils rallied for two runs in the bottom of the ninth inning, but stranded the tying run in scoring position to lose its fourth straight series in a 6-5 loss to No. 24 Oral Roberts Saturday afternoon at Packard Stadium. The loss, which featured a rare 54-minute rain delay in the seventh inning, was ASU's eighth in the last 12 games to drop its overall season record to 23-11. Junior right-hander Ty Marotz had his best outing of the year, striking out four and allowed only one hit in 2.1 innings. Josh Asanovich led ASU going 3-for-3 with two runs scored and fell a home run short of hitting for the cycle.

GAME 35

#21 SUN DEVILS 9, Arizona 5

April 12, 2004 at Packard Stadium

	1	2	3	4	5	6	7	8	9	R	H	E
ARIZ	0	4	0	0	0	1	0	0	-	5	11	0
ASU	1	0	3	1	0	1	1	2	x	-	9	12 2

W: Cassa (2-1); L: Mills (0-1); S: Zinicola (2)

HR: None

Time: 3:59 Attendance: 2,308 Record: 24-11

HIGHLIGHTS: Shortstop Dustin Pedroia had three hits and freshman relievers Pat Cassa and Zechry Zinicola combined to strike out eight batters in the final 3.1 innings to give the No. 21 Sun Devils a 9-5 non-conference victory over the Arizona Wildcats. The bullpen stepped up to shut down the Wildcats with sophomore Erik Averill (Orange, Calif.), Cassa (Cypress, Calif.) and Zinicola (San Bernardino, Calif.) combining to give up one run in the final seven innings. Cassa (2-1) picked up the win with three strikeouts in 1.2 scoreless innings and Zinicola earned his second save of the year with five strikeouts in 1.2 innings.

GAME 36

#21 SUN DEVILS 12, UCLA 4

April 16, 2004 at Jackie Robinson Stadium

	1	2	3	4	5	6	7	8	9	R	H	E
ASU	0	0	0	2	2	0	6	2	0	-	12	14 0
UCLA	0	0	0	0	0	1	3	0	-	4	7	2

W: Mousser (2-3); L: Beck (2-3); S: None

HR: None

Time: 3:05 Attendance: 450 Record: 25-11

HIGHLIGHTS: Arizona State junior shortstop Dustin Pedroia went 4-for-5 and starting pitcher Jeff Mousser threw seven innings of one-run ball to lead the No. 21 Sun Devils to a 12-4 victory over UCLA Friday night in Pac-10 Baseball action at Jackie Robinson Stadium. The game also featured a baseball oddity, with the Devils recording a triple play in the bottom of the seventh inning. Nick Walsh (2-for-4), Tuffy Gosewisch (2-for-2) and Colin Curtis (2-for-5, 2 RBI) added multi-hit games for the Devils.



Sun Devil Baseball 2004

Game-by-Game Capsules:

GAME 37

#21 SUN DEVILS 4, UCLA 3

April 17, 2004 at Jackie Robinson Stadium

	1	2	3	4	5	6	7	8	9	R	H	E
ASU	0	0	0	0	0	0	3	0	1	-	4	10
UCLA	0	0	0	3	0	0	0	0	0	-	3	8

W: Zinicola (3-1); L: Rustich (3-1); S: None

HR: McMillan (4)

Time: 3:07 Attendance: 568 Record: 26-11

HIGHLIGHTS: Arizona State freshman Zechry Zinicola had the game-winning sacrifice fly and threw 1.1 perfect innings to earn the win on the mound, leading the No. 21 Sun Devils to a 4-3 come-from-behind victory over the UCLA Bruins Saturday afternoon in Pac-10 Baseball action at Jackie Robinson Stadium. Zinicola struck out two in 1.1 perfect innings to improve to 3-1 on the season. He combined with sophomore lefty Erik Averill to retire the last 15 batters in a row. Averill was flawless out of relief of starter Jason Urquidez (4.0 IP, 8 H, 3 R, 2 K), throwing 3.2 perfect innings. Senior Nick Walsh (Alamo, Calif.) drilled two-run double in the three-run seventh to tie the game.

GAME 38

UCLA 11, #21 SUN DEVILS 10

April 18, 2004 at Jackie Robinson Stadium

	1	2	3	4	5	6	7	8	9	R	H	E
ASU	0	0	0	4	0	3	1	1	1	-	10	7
UCLA	1	0	4	0	4	0	0	2	x	-	11	11

W: Brophy (4-0); L: Zinicola (3-2); S: None

HR: McCarthy 2 (8), Denove (3)

Time: 3:46 Attendance: 657 Record: 26-12

HIGHLIGHTS: UCLA shortstop Ryan McCarthy went 5-for-5 with a pair of home runs to lead the Bruins to a wild 11-10 victory over the No. 21 Arizona State Sun Devils Sunday afternoon in Pac-10 Baseball action at Jackie Robinson Stadium. McCarthy's second blast, a two-run shot to straight-away center field off freshman Zechry Zinicola, proved to be the game winner in the eighth inning after the Sun Devils tied the game at 9-9 in the top half of the inning. ASU made several comebacks in the game, trailing 5-1 and 9-4 before pulling even at 9-9. The Devils also rallied in the ninth to pull to within one run at 11-10 with a sacrifice fly by Dustin Pedroia, but Colin Curtis was thrown out on the play trying to advance to third base on the play to end the game. Jeff Larish (2-4, 3 RBI) and Travis Buck (2-4, 2B) led ASU's offense.

GAME 39

#18 SUN DEVILS 17, Washington State 5

April 23, 2004 at Bailey-Brayton Field

	1	2	3	4	5	6	7	8	9	R	H	E
ASU	3	2	2	10	0	0	0	0	0	-	17	17
WSU	2	0	0	0	0	1	0	1	1	-	5	9

W: Mousser (3-3); L: MacKenzie (5-4); S: None

HR: Pedroia (6), Cook (3), Rubin (4)

Time: 2:55 Attendance: 703 Record: 27-12

HIGHLIGHTS: The Sun Devils scored 17 runs in the first four innings, including a 10-run fourth inning, en route to a commanding 17-5 victory over Washington State Friday afternoon in Pac-10 baseball action at Bailey-Brayton Field. Senior starting pitcher Jeff Mousser (Tempe, Ariz.) led the Devils to the victory, earning the complete-game win to improve to 3-3 on the season. ASU scored its 17 runs by way of 17 hits. Joe Persichina had a career-high four hits (4-for-5) and scored two runs.

GAME 40

#18 SUN DEVILS 5, Washington State 2

April 24, 2004 at Bailey-Brayton Field

	1	2	3	4	5	6	7	8	9	R	H	E
ASU	0	0	2	0	0	0	0	2	1	-	5	10
WSU	0	0	0	0	1	1	0	0	0	-	2	8

W: Zinicola (4-2); L: Daman Jr. (2-3); S: None

HR: Buck (8)

Time: 2:55 Attendance: 882 Record: 28-12

HIGHLIGHTS: The Sun Devils scored three runs over the final two innings to break open a 2-2 game and seal the series victory with a 5-2 win over Washington State. For the second straight Saturday, Zechry Zinicola got the win on the mound and knocked in the game-winning run with a sacrifice fly. Zinicola gave up one hit in 2.2 scoreless innings and went 1-for-4 at the plate, including hitting a sacrifice fly with no outs and runners on second and third in the top of the eighth inning. Dustin Pedroia, Travis Buck (HR) and Jeff Larish each went 2-for-5 to lead the offense.

GAME 41

Washington State 8, #18 SUN DEVILS 4

April 25, 2004 at Bailey-Brayton Field

	1	2	3	4	5	6	7	8	9	R	H	E
ASU	0	2	1	1	0	0	0	0	0	-	4	10
WSU	1	0	1	1	0	5	0	0	x	-	8	7

W: Alwert (4-1); L: Averill (2-2); S: None

HR: None

Time: 2:39 Attendance: 843 Record: 28-13

HIGHLIGHTS: Washington State first baseman Grant Richardson capped a five-run sixth inning with a three-run double to lead the Cougars to a come-from-behind 8-4 victory over No. 18 Arizona State Sunday afternoon at Bailey-Brayton Field. The victory spoiled ASU's chances for a series sweep, falling to 28-13 overall and 7-8 in Pac-10 play. Erik Averill was saddled with the tough-luck loss, giving up five runs (two unearned) and only five hits in five and a third innings. Josh Asanovich went 3-for-5 in the loss.

GAME 42

#18 SUN DEVILS 10, #7 Wichita State 9

April 27, 2004 at Eck Stadium

	1	2	3	4	5	6	7	8	9	R	H	E
ASU	1	0	3	0	4	0	1	1	0	-	10	14
WSU	3	4	1	0	0	0	0	0	1	-	9	10

W: Averill (3-2); L: Banick (2-3); S: Zinicola (3)

HR: Pedroia 2 (8), Larish (3), Asanovich (3)

Time: 3:15 Attendance: 4,521 Record: 29-13

HIGHLIGHTS: Arizona State shortstop Dustin Pedroia went 3-for-5 with two home runs as the No. 18 Sun Devils erased an early 7-1 deficit to record a thrilling 10-9 come-from-behind victory over No. 7 Wichita State. Trailing 7-1 after two innings, the Devils clubbed a season-high four home runs and used eight pitchers to shock the Shockers in one of the toughest environments to play in college baseball. Freshman Zechry Zinicola sealed the win giving up two hits in an inning of work for his third save.

GAME 43

#18 SUN DEVILS 4, #7 Wichita State 3

April 28, 2004 at Eck Stadium

	1	2	3	4	5	6	7	8	9	R	H	E
ASU	2	1	1	0	0	0	0	0	0	-	4	12
WSU	0	0	0	0	0	0	1	2	0	-	3	6

W: Mousser (4-3); L: Pelfrey (6-1); S: Zinicola (4)

HR: Sorensen (5)

Time: 2:43 Attendance: 4,370 Record: 30-13

HIGHLIGHTS: Senior Jeff Mousser gave up one unearned run in 6.1 innings to win his third straight decision in a 4-3 victory over No. 7 Wichita State Wednesday evening in front of 4,370 at Eck Stadium. The Sun Devils picked up their 30th win of the season while improving to 13-3 against ranked opponents. Freshman Zechry Zinicola nailed down the win with his fourth save of the year and his second in as many nights against the Shockers. ASU did all of its scoring in the first three innings, plating two in the first and one each in the second and third innings. Dustin Pedroia notched his 22nd multi-hit game of the year going 2-for-5 with a run scored and RBI. Travis Buck (2-for-5), Jeff Larish (2-for-5), Josh Asanovich (2-for-3) and Colin Curtis (2-for-4) added multi-hit games as the Devils out-hit the Shockers 12-6.

GAME 44

#14 SUN DEVILS 19, New Mexico State 2

May 3, 2004 at Packard Stadium

	1	2	3	4	5	6	7	8	9	R	H	E
NSMU	0	0	0	1	0	1	0	0	0	-	2	4
ASU	3	6	2	0	2	4	0	2	x	-	19	18

W: Urquidez (9-2); L: Pilon (0-1); S: Bordes (1)

HR: Curtis (5)

Time: 3:05 Attendance: 2,190 Record: 31-13

HIGHLIGHTS: Arizona State left fielder Jeff Larish was 4-for-6 and freshman center fielder Colin Curtis had a career-high five RBI as the No. 14 Sun Devils dominated New Mexico State 19-2. ASU pounded out 18 hits with 10 different players recording hits to improve to 31-13 overall and have now won eight of its last 10 games. Jason Urquidez held NMSU hitless through eh first 3.2 innings before giving up a home run. He gained his ninth win while giving up only two hits and one run in five innings. Brett Bordes earned his first career save giving up two hits in the final four innings. Catcher Tuffy Gosewisch had four RBI to set a career high and Dustin Pedroia notched his 23rd multi-hit game.

GAME 45

#14 SUN DEVILS 6, New Mexico State 2

May 4, 2004 at Packard Stadium

	1	2	3	4	5	6	7	8	9	R	H	E
NMSU	0	0	0	0	1	0	1	0	0	-	2	11
ASU	0	4	0	0	2	0	0	0	x	-	6	7

W: Mousser (5-3); L: Cobb (1-1); S: None

HR: Cotto (9)

Time: 2:38 Attendance: 2,177 Record: 32-13

HIGHLIGHTS: The Sun Devils turned a season-high four double plays and benefited from a four-run second inning to gain a 6-2 victory over New Mexico State Tuesday evening in non-conference action at Packard Stadium. ASU won its fourth straight and head into the final exam break winners of nine of the last 11 to improve to 32-13 overall. Jeff Mousser won his fourth straight decision with four shutout innings. Tuffy Gosewisch provided the big blow with a two-run double in the four-run second inning to put the Devils ahead for good. Jeff Larish went 1-for-3 with a walk to extend his season-high hitting streak to 11 games.

GAME 46

#14 SUN DEVILS 9, Oregon State 3

May 14, 2004 at Packard Stadium

	1	2	3	4	5	6	7	8	9	R	H	E
OSU	0	0	2	0	0	1	0	0	0	-	3	5
ASU	1	0	0	0	4	0	4	x	x	-	9	12

W: Averill (4-2); L: Postlewait (9-3); S: Zinicola (5)

HR: None

Time: 3:26 Attendance: 2,509 Record: 33-13

HIGHLIGHTS: Travis Buck went 2-for-5 with four RBI and had a pair of key hits to lead the No. 14 Sun Devils to a 9-3 victory over the Oregon State Beavers Friday night in Pac-10 action at Packard Stadium. ASU won its fifth straight and 10th in last 12 games to improve to 33-13 overall and moved into a tie for third place in the Pac-10 with an 8-8 mark. Erik Averill and Zechry Zinicola combined for four shutout innings to seal the win. Averill struck out three and allowed only one hit in two innings to pick up the win and improve to 4-2 on the year. Zinicola earned his fifth save of the year by dominating the Beavers with four strikeouts in two innings. Jeff Larish went 2-for-5 to extend his hitting streak to 12 games and Dustin Pedroia hit his first triple of the year for his 31st extra base hit.

GAME 47

#14 SUN DEVILS 3, Oregon State 1

May 15, 2004 at Packard Stadium

	1	2	3	4	5	6	7	8	9	R	H	E
OSU	0	0	0	0	0	0	0	0	1	-	1	10
ASU	0	0	1	0	1	0	0	1	x	-	3	6

W: Urquidez (10-2); L: Buck (3-4); S: Zinicola (6)

HR: None

Time: 2:59 Attendance: 2,860 Record: 34-13

HIGHLIGHTS: Jason Urquidez struck out a season-high 12 batters to lead the No. 14 Sun Devils to a 3-1 victory over visiting Oregon State Saturday evening at Packard Stadium. Urquidez scattered nine singles in 8.1 innings and gave up only one run to pick up his Pac-10 leading 10th victory of the year. Freshman closer Zechry Zinicola sealed the win with his team-leading sixth save of the year and second in as many nights over the Beavers. ASU won its sixth straight overall and 11th in the last 13 games to improve to 34-13 overall. The Sun Devils broke the scoreless tie in the third inning on a run-scoring groundout by junior All-American Jeff Larish.

GAME 48

#14 SUN DEVILS 8, Oregon State 4

May 16, 2004 at Packard Stadium

	1	2	3	4	5	6	7	8	9	R	H	E
OSU	1	0	0	0	1	0	1	1	0	-	4	10
ASU	0	4	0	0	0	0	0	4	x	-	8	10

W: Bordes (3-0); L: Baldwin (5-5); S: Averill (1)


HR: Zinicola (3), Lissman (6), McFeely (5)

Time: 3:04 Attendance: 2,354 Record: 35-13

HIGHLIGHTS: Arizona State freshman Zechry Zinicola went 2-for-5 with a two-run home run and the No. 14 Sun Devils used a pair of four-run innings to record a 8-4 victory over Oregon State to secure the series sweep Sunday afternoon in Pac-10 Baseball action at Packard Stadium. ASU won its seventh straight and 12th in the last 14 games. Dustin Pedroia also had two hits and Brett Bordes earned the win on the mound to improve to 3-0.



Sun Devil Baseball 2004



Game-by-Game Capsules:

GAME 49

#13 SUN DEVILS 22, New Mexico 4

May 18, 2004 at Isotopes Park

May 18, 2007 at Isotopes Park

	<u>1</u>	<u>2</u>	<u>3</u>	<u>4</u>	<u>5</u>	<u>6</u>	<u>7</u>	<u>8</u>	<u>9</u>		<u>R</u>	<u>H</u>	<u>E</u>
ASU	6	2	2	0	5	2	0	5	0	-	22	26	0
UNM	0	0	0	0	1	2	0	0	1	-	4	12	2

W: Cassa (3-1); **L:** Coltrinari (1-3); **S:** None

HR: Cook (4), Cadena (3), Larish (4), McKenna (1)

Time: 3:32 **Attendance:** 1,153 **Record:** 36-13

HIGHLIGHTS: The No. 13 Arizona State Sun Devils exploded for season highs in runs (22), hits (26) and home runs (4) in a 22-4 thrashing of the University of New Mexico Tuesday night at Isotopes Park. The Devils had 14 players record at least one hit and 10 players notched multi-hit performances at the plate. The 26 hits are tied for ninth in ASU single-game history and the most by a Sun Devil squad since 2000. ASU won its eighth straight game and 13th in the last 15 games to improve to 36-13 overall. Chris Cook led the 26-hit attack, going 2-for-4 with a career high six RBI. He drilled a grand slam in the first inning and a two-run double in the sixth inning. Ryan McKenna went 2-for-4 with a three-run home run off the bench. Dustin Pedroia (3-for-6), Jeff Larish (2-for-5), Travis Buck (2-for-2, 3B, 2 R), Josh Asanovich (2-for-2, 3B, 2 RBI), Seth Dhaenens (3-for-5, 2 R, 2 RBI), Colin Curtis (2-for-2, R, RBI), Tuffy Gosewisch (2-for-2, R) and Joel Bocchi (2-for-3, RBI, R) also recorded multi-hit games.

GAME 50

#13 SUN DEVILS 12, New Mexico State 4

May 19, 2004 at Presley Askew Field

	<u>1</u>	<u>2</u>	<u>3</u>	<u>4</u>	<u>5</u>	<u>6</u>	<u>7</u>	<u>8</u>	<u>9</u>		<u>R</u>	<u>H</u>	<u>E</u>
ASU	2	7	0	0	0	1	2	0	0	-	12	14	0
NMSU	1	0	0	2	0	0	1	1	0	-	5	11	3

W: Andes (4-1); **L:** Cameron (6-7); **S:** None


HR: Cook (5), Pedroia (9)

Time: 2:55 **Attendance:** 1,450 **Record:** 37-13

HIGHLIGHTS: Dustin Pedroia hit a three-run home run as part of a seven-run second inning and Travis Buck went 3-for-5 to lead the No. 13 Sun Devils to a 12-5 victory over New Mexico State Wednesday night at Presley Askew Field. ASU extended its winning streak to a season-high tying nine games and has won 14 of the last 16 games to improve to 37-13 overall. Albuquerque native Quentin Andes picked up the win on the mound to improve to 4-1 on the season. The freshman right-hander gave up two hits and one run in 2.2 innings while striking out three. Buck (3-for-5), Ryan McKenna (3-for-5), Chris Cook (2-for-5, HR) and Nick Walsh (2-for-4) added multi-hit games in the victory.



Sun Devil Baseball 2004 -- Game by Game Statistics




AB-R-H-RBI Breakdown for Arizona State (as of May 20, 2004)

Opponent	Date	#15 ASANOVIC	#19 BOCCHI	#4 BUCK	#16 CADENA	#32 COOK	#9 CURTIS	#9 DHANENS	#39 GOSEWISC	#11 LARISH	#17 MCKENNA	#14 MESA	#2 PEDROIA	#10 PERSICHI	#60 SCHORNBE	#20 WALSH	#37 ZINICOLA
FSU	Feb 06	4-0-1-0	5-0-1-0	1-0-0-0	3-0-0-0	Def..	4-0-2-2	3-0-0-0	1-1-1-0	2-0-0-0	5-1-2-0	4-0-0-0	4-1-1-0	3-1-1-1
FSU	Feb 07	3-1-0-1	1-0-0-0	4-1-0-0	1-0-0-0	5-3-3-4	Def..	5-0-0-1	4-1-2-2	1-1-1-0	2-0-0-0	5-1-1-0	4-1-3-1	1-0-0-0
FSU	Feb 08	5-0-1-3	1-0-0-0	3-3-3-4	3-1-1-1	1-0-0-0	4-0-1-2	Def..	3-1-0-0	3-1-1-1	1-0-0-0	3-2-0-0	5-3-2-1	3-1-1-0
CSUN	Feb 13	4-1-0-1	4-2-2-1	3-0-1-2	1-0-0-0	1-1-1-2	4-3-3-1	1-1-0-0	4-1-1-0	4-1-1-0	1-0-0-0	3-1-1-0	4-2-3-1	3-0-0-1	Def..
UTAH	Feb 14	3-1-1-0	2-2-1-2	2-3-2-0	1-0-0-0	1-0-1-0	3-0-0-0	0-0-0-0	2-1-1-2	4-0-1-2	1-0-0-0	4-0-1-1	4-3-3-2	3-1-1-0	1-0-0-0	2-0-0-0	1-0-0-0
OKLA	Feb 15	3-0-1-0	4-0-0-0	3-0-0-0	1-0-0-0	2-0-0-0	4-0-1-0	0-0-0-0	3-0-1-0	4-0-1-0	1-0-0-0	3-0-0-0	1-0-1-0	1-0-0-0
GU	Feb 16	3-0-1-0	4-1-1-0	4-1-1-0	1-0-0-0	2-1-1-1	Def..	4-2-2-2	4-0-1-0	2-1-0-1	5-3-4-2	4-1-2-1	1-0-0-0
LAMAR	Feb 20	4-0-1-0	3-0-0-0	2-1-0-0	1-0-0-0	1-0-0-0	3-1-1-0	2-0-1-1	4-0-2-0	5-0-1-0	1-0-0-0	5-1-3-2	3-1-0-0	2-1-0-0	4-0-0-1
MEM	Feb 21	Def..	4-1-1-0	1-0-0-0	4-1-2-2	1-1-0-0	4-1-2-0	5-0-1-0	Def..	4-1-3-2	3-1-1-1	2-1-0-0
RICE	Feb 22	3-0-0-0	3-1-1-3	2-0-1-0	2-1-0-0	4-0-0-0	3-0-1-0	2-1-1-0	3-0-0-0	3-0-1-0
ARIZ	Feb 24	3-0-0-1	4-0-1-0	4-0-0-0	5-1-2-1	4-1-3-0	3-0-1-2	2-1-1-0	3-1-0-0
UCONN	Feb 27	3-0-1-0	2-0-1-0	2-3-1-1	3-2-3-0	3-1-1-4	3-0-1-0	2-1-1-0	4-2-2-4	3-2-2-3	3-1-2-0	6-2-1-1	1-0-0-0	1-0-0-0	1-2-1-1	3-0-1-1
UCONN	Feb 28	1-0-0-0	1-0-1-0	5-1-4-4	1-0-0-0	4-1-0-0	1-1-0-0	1-1-1-1	2-3-3-1	4-2-2-0	1-0-0-0	1-0-0-0	4-3-1-4	1-0-0-0	3-2-2-3
UCONN	Feb 29	2-4-2-4	0-0-0-0	5-2-5-8	6-0-0-0	4-2-2-0	3-1-1-0	1-4-0-0	2-3-1-1	5-1-1-2	0-0-0-0	2-0-1-1	3-1-1-2	Def..	1-0-0-0	1-0-1-0
ECU	Mar 05	2-0-1-0	4-2-3-2	1-0-1-0	4-0-0-0	3-0-0-0	Def..	4-1-1-1	3-1-1-2	2-0-0-0	3-1-1-0	1-0-0-0	3-1-1-2
ECU	Mar 06	3-1-1-1	2-0-0-0	2-1-0-0	3-0-0-0	3-0-1-1	2-0-0-0	4-0-1-1	4-2-1-1	2-2-2-1	2-0-1-1
ECU	Mar 07	3-1-1-2	4-2-1-0	3-0-2-0	3-0-3-2	5-0-1-0	Def..	3-1-0-0	3-3-3-0	3-0-2-3
TULANE	Mar 12	2-0-1-0	3-1-2-2	1-0-0-0	3-0-0-0	3-1-0-0	3-0-0-0	4-0-1-0	3-1-0-0	4-0-0-0	1-0-0-0
TULANE	Mar 13	1-1-0-0	4-0-0-1	1-0-0-0	Def..	3-1-1-0	4-2-1-0	5-0-2-1	4-2-2-3	Def..	4-3-4-5	3-0-0-0	4-1-0-0
TULANE	Mar 14	1-1-1-1	2-0-1-0	1-0-0-0	1-0-0-0	4-1-2-0	4-1-1-0	3-1-1-0	4-0-0-0	Def..	4-1-2-1	3-0-0-0	3-0-2-2
OKST	Mar 16	0-0-0-0	3-2-0-0	1-0-0-0	1-0-0-0	3-0-0-0	3-0-1-0	4-0-0-0	3-1-3-0	3-1-1-0	5-0-2-0	3-0-0-1	Def..	4-0-0-2
OKST	Mar 17	5-1-2-1	4-2-2-2	6-2-2-1	1-0-0-0	4-2-2-1	3-1-2-2	5-1-1-0	3-1-1-1	6-2-3-4	3-1-1-0	5-2-4-1	3-1-0-0	1-0-1-2
CAL	Mar 19	5-1-1-0	3-1-1-0	5-1-1-0	4-0-1-2	5-1-1-1	5-2-4-1	3-1-0-0	3-0-0-0	5-0-2-2
CAL	Mar 20	2-0-1-0	2-0-1-0	5-1-1-1	3-1-1-1	3-2-2-1	4-0-1-1	4-0-2-1	2-1-1-0	3-1-0-0	3-1-1-1	2-0-1-0	1-0-0-0	2-0-0-0	2-1-1-1
CAL	Mar 21	3-1-1-3	4-0-1-3	4-4-1-0	3-1-0-0	4-1-1-0	5-1-3-1	4-0-0-0	3-0-2-0	Def..	4-0-1-0	2-0-0-0
WASH	Mar 26	3-0-0-0	2-0-0-1	1-0-0-0	1-0-0-0	3-0-0-0	3-1-2-0	3-0-2-0	4-0-1-0	4-0-1-0	2-1-1-0	4-0-2-2	4-0-1-0
WASH	Mar 27	3-1-0-0	1-0-0-0	Def..	3-1-1-1	4-1-0-0	3-2-2-1	4-0-1-0	6-0-3-2	5-0-3-0	3-1-0-0
WASH	Mar 28	0-1-0-0	4-1-3-2	3-1-2-1	4-0-0-0	2-1-1-0	3-1-0-0	5-0-0-0	0-0-0-0	5-1-1-2	1-0-0-0	5-3-4-1	4-0-1-1
WASH	Apr 02	1-0-0-0	1-0-1-1	4-0-1-0	5-0-2-2	3-0-2-0	3-1-1-0	2-1-1-0	4-1-1-3	5-2-3-1	0-0-0-0	5-0-0-0	2-0-1-0	5-2-3-1
USC	Apr 03	4-1-2-1	1-0-1-0	3-1-2-1	5-0-2-2	2-0-0-0	3-1-1-0	1-0-0-0	4-0-0-0	4-0-1-0	1-0-0-0	4-1-1-0	1-0-0-0	4-0-1-2
USC	Apr 04	4-0-2-0	1-0-0-0	5-0-1-1	3-0-1-2	1-1-0-0	3-0-0-0	1-0-0-0	3-0-0-0	2-1-0-0	4-1-1-0	1-0-0-0	5-1-1-0	1-0-0-0
ORU	Apr 08	4-1-1-0	4-0-1-2	3-0-1-2	4-0-0-0	3-1-2-1	4-1-2-0	4-0-1-0	1-0-0-0	4-1-1-0	3-2-1-3	2-2-1-2
ORU	Apr 09	4-0-0-1	4-0-0-0	3-1-2-1	4-1-2-0	4-0-1-0	4-0-1-0	2-0-0-0	3-1-0-0
ORU	Apr 10	3-2-3-0	4-0-2-0	4-0-2-2	3-0-0-0	4-0-1-0	1-0-1-0	3-1-2-0	3-1-2-2	4-0-2-0	2-0-0-1	2-1-1-0	4-1-2-1	1-0-0-1
ARIZ	Apr 12	2-1-1-2	2-0-0-0	2-2-1-1	3-0-0-0	2-0-0-0	4-1-0-0	4-1-1-0	4-0-0-0	4-2-2-1	1-0-0-0	4-0-2-1
UCLA	Apr 16	3-1-1-1	1-0-0-0	3-1-1-1	0-0-0-1	Def..	2-0-0-1	4-0-0-0	3-0-1-1	4-1-1-0	1-0-1-1	5-3-3-1	4-2-2-1	4-2-2-1
UCLA	Apr 17	3-0-0-1	5-0-0-0	4-0-0-1	5-0-2-2	4-1-0-0	2-2-2-2	5-1-1-2	5-3-4-0	4-2-2-1	4-2-2-0
UCLA	Apr 18	1-3-0-0	0-0-0-1	4-1-2-0	2-0-0-0	2-2-1-2	4-0-2-0	Def..	3-0-1-0	4-1-1-0	4-2-0-1	5-1-1-0	4-0-1-2	0-0-0-1
WSU	Apr 23	4-3-2-1	4-1-1-2	2-0-0-0	5-3-2-1	5-1-1-0	5-1-3-3	5-1-1-2	1-0-0-0	4-3-2-3	5-2-4-1	2-2-1-2	1-0-0-0
WSU	Apr 24	2-0-0-0	5-2-2-2	4-0-1-0	5-3-2-1	4-0-0-0	2-0-1-0	3-0-0-1	5-1-2-1	5-2-2-0	3-0-1-0	3-1-1-0	4-0-1-1
WSU	Apr 25	5-0-3-0	5-0-2-0	4-0-1-0	4-1-1-0	4-0-0-0	2-0-1-0	3-1-1-0	4-1-2-1	5-0-1-1	3-0-1-2	3-1-1-0	2-3-1-0
WICHITA	Apr 27	4-2-3-3	1-0-0-0	5-1-1-0	3-0-0-0	5-0-2-1	Def..	4-0-2-2	4-2-2-2	5-3-2-1	1-0-0-0	4-0-0-0	5-0-0-0
WICHITA	Apr 28	3-1-2-1	5-1-2-0	3-0-0-0	4-1-2-0	Def..	3-0-1-1	5-0-2-0	5-2-2-1	Def..	1-0-0-0	4-0-1-0	4-4-2-1
NMSU	May 03	1-3-1-2	3-0-1-2	4-2-2-0	1-1-0-0	4-1-2-5	1-0-0-0	3-2-2-4	6-3-4-1	1-1-1-0	3-1-0-0	5-0-0-1	1-0-0-0	2-0-0-1	3-1-1-1
NMSU	May 04	2-1-1-1	4-1-1-0	1-0-0-0	3-1-1-0	3-1-1-2	3-0-1-0	3-1-0-0	4-0-0-1	2-0-0-1	4-0-1-1
OSU	May 14	5-1-1-0	0-1-0-0	5-1-2-4	1-1-0-0	4-1-1-1	4-0-1-0	5-0-2-0	3-1-1-0	2-0-0-0	3-1-3-1	4-0-1-1
OSU	May 15	3-0-1-0	1-0-0-0	4-0-1-0	Def..	2-0-0-0	2-0-0-1	4-0-1-2	3-0-1-0	2-1-0-0	4-1-1-0	4-1-1-0
OSU	May 16	4-1-1-0	2-1-1-0	3-0-1-1	2-2-0-0	3-2-1-1	5-0-0-0	4-0-2-2	1-0-1-1	1-0-1-1	5-2-2-2
UNM	May 18	2-2-2-2	3-1-2-1	2-2-2-0	3-3-1-1	4-1-2-6	2-1-2-1	5-2-3-2	2-1-1-0	5-3-2-2	4-2-2-3	6-3-3-2	4-1-1-0	2-0-0-0	2-0-1-0	7-0-1-0
NMSU	May 19	5-2-3-0	5-2-2-3	5-0-1-2	4-2-1-0	3-0-1-2	3-2-0-0	5-1-3-0	4-2-1-3	4-1-2-0



Sun Devil Baseball 2004 -- Game by Game Statistics




IP-H-R-ER-BB-SO Breakdown for Arizona State (as of May 20, 2004)

Opponent	Date	#21 ANDES	#45 AVERILL	#41 BLAKE	#49 BORDES	#40 BRESNEHAN	#26 CASSA	#47 MAROTZ
Florida State	Feb 06	0.2- 4- 6- 6- 3- 2*
Florida State	Feb 07	5.0- 4- 1- 1- 3- 3	0.2- 0- 0- 0- 0- 0	2.0- 1- 1- 1- 1- 2	0.2- 2- 1- 1- 1- 0
Florida State	Feb 08	2.1- 1- 0- 0- 2- 4	1.2- 1- 2- 0- 3- 4	0.0- 1- 3- 3- 3- 0
CS Northridge	Feb 13	2.2- 0- 0- 0- 0- 3
Utah	Feb 14
Oklahoma	Feb 15	1.1- 1- 1- 1- 1- 1	2.0- 3- 2- 2- 1- 3	0.1- 0- 0- 0- 0- 1	5.1- 5- 3- 3- 1- 2*	2.0- 1- 0- 0- 0- 3
Gonzaga	Feb 16	2.0- 5- 7- 5- 2- 2*	5.0- 4- 0- 0- 1- 7
Lamar	Feb 20	2.2- 1- 0- 0- 0- 0
Memphis	Feb 21	3.0- 1- 0- 0- 0- 0	6.0- 1- 0- 0- 2- 9*
Rice	Feb 22
Arizona	Feb 24	6.0- 3- 0- 0- 3- 10*	3.0- 0- 0- 0- 1- 5
Connecticut	Feb 27	1.0- 1- 1- 1- 3- 2	1.0- 1- 0- 0- 1- 0	1.1- 1- 0- 0- 1- 1
Connecticut	Feb 28	1.0- 0- 0- 1- 1	4.0- 2- 2- 0- 4- 5
Connecticut	Feb 29	2.0- 0- 0- 1- 2	1.0- 6- 4- 4- 0- 0	4.0- 5- 3- 1- 3- 4*	1.0- 3- 3- 3- 0- 2
East Carolina	Mar 05	0.2- 1- 0- 0- 0- 0	2.0- 4- 3- 3- 0- 2	1.0- 0- 0- 0- 0- 1
East Carolina	Mar 06	2.0- 1- 0- 0- 0- 2
East Carolina	Mar 07	1.2- 2- 1- 1- 1- 2	0.2- 2- 2- 2- 0- 0	3.1- 4- 2- 2- 0- 2	0.1- 0- 0- 0- 0- 0
Tulane	Mar 12	4.2- 0- 0- 0- 0- 4
Tulane	Mar 13	2.2- 1- 0- 0- 1- 1	0.2- 3- 2- 2- 0- 0
Tulane	Mar 14	2.1- 2- 1- 1- 1- 1	4.1- 3- 0- 0- 3- 6*	2.0- 1- 0- 0- 0- 2
Oklahoma State	Mar 16	3.0- 2- 0- 0- 0- 2	1.2- 2- 0- 0- 0- 1
Oklahoma State	Mar 17	3.0- 4- 2- 2- 1- 1	4.1- 4- 2- 0- 2- 4*	3.0- 3- 1- 1- 1- 2
California	Mar 19	1.1- 3- 2- 2- 0- 1	2.2- 5- 5- 5- 0- 2	4.1- 2- 0- 0- 3- 4	2.1- 6- 4- 4- 1- 1	2.0- 1- 0- 0- 1- 1	0.1- 1- 2- 1- 1- 0
California	Mar 20	2.0- 6- 2- 2- 0- 0
Washington	Mar 26	4.2- 8- 6- 6- 2- 3
Washington	Mar 27	3.0- 1- 0- 0- 0- 3	6.0- 4- 4- 4- 5- 6*
Washington	Mar 28	0.1- 1- 2- 2- 0- 0	2.2- 4- 4- 3- 0- 2	2.0- 0- 0- 0- 1- 0
USC	Apr 02	0.2- 1- 0- 0- 0- 0
USC	Apr 03	0.0- 2- 2- 1- 1- 0	2.2- 4- 3- 3- 1- 0	1.1- 2- 1- 1- 3- 1*	1.2- 2- 2- 2- 2- 0
USC	Apr 04	0.1- 4- 3- 3- 0- 0	2.0- 3- 0- 0- 0- 2	2.2- 3- 2- 2- 1- 3
USC	Apr 08	0.0- 0- 0- 0- 2- 0	3.1- 8- 2- 2- 0- 2*	0.0- 0- 1- 0- 0- 0	1.1- 3- 6- 3- 4- 2	1.2- 1- 0- 0- 0- 2	0.2- 0- 0- 0- 0- 0
Oral Roberts	Apr 09
Oral Roberts	Apr 10	1.2- 4- 2- 2- 1- 2	2.1- 1- 0- 0- 1- 4
Oral Roberts	Apr 12	3.2- 4- 1- 1- 2- 4	2.0- 5- 4- 4- 3- 1*	1.2- 0- 0- 0- 0- 3
Arizona	Apr 16	0.2- 2- 3- 3- 4- 1	1.1- 0- 0- 0- 0- 2
UCLA	Apr 17	3.2- 0- 0- 0- 0- 2
UCLA	Apr 18	0.1- 1- 0- 0- 0- 1	0.2- 0- 3- 3- 4- 2	1.0- 1- 1- 1- 0- 1	1.1- 3- 4- 4- 1- 1	1.2- 1- 1- 1- 3- 2*
UCLA	Apr 23
Washington State	Apr 24
Washington State	Apr 25	5.1- 5- 5- 3- 3- 2*	0.2- 1- 3- 3- 3- 1	2.0- 1- 0- 0- 0- 2
Wichita State	Apr 27	1.1- 2- 1- 1- 0- 1	2.0- 0- 0- 0- 0- 1	0.2- 1- 0- 0- 0- 0	2.2- 1- 0- 0- 3- 4	0.0- 2- 4- 4- 2- 0	0.1- 1- 3- 2- 2- 0*
Wichita State	Apr 28
Wichita State	Apr 28	4.0- 2- 1- 1- 1- 3
New Mexico State	May 03	1.0- 2- 1- 1- 1- 2	1.0- 0- 0- 0- 0- 1
New Mexico State	May 04	1.2- 0- 0- 0- 0- 4	0.1- 3- 1- 1- 0- 0
Oregon State	May 14	2.0- 1- 0- 0- 1- 3
Oregon State	May 15
Oregon State	May 16	1.0- 2- 1- 1- 1- 1	1.1- 0- 0- 0- 0- 3	5.0- 4- 2- 1- 2- 4*	1.2- 4- 1- 1- 0- 0
New Mexico	May 18	0.2- 0- 0- 0- 0- 1	6.1- 10- 3- 3- 2- 6*
New Mexico State	May 19	2.2- 2- 1- 1- 2- 3	2.2- 2- 1- 1- 1- 2	3.2- 7- 3- 3- 2- 5*



Sun Devil Baseball 2004 -- Game by Game Statistics




IP-H-R-ER-BB-SO Breakdown for Arizona State (as of May 20, 2004)

Opponent	Date	#35 MOUSSER	#34 URQUIDEZ	#50 WEBB	#37 ZINICOLA
Florida State	Feb 06	7.0- 3- 1- 1- 1- 3*	2.0- 1- 0- 0- 1- 2
Florida State	Feb 07
Florida State	Feb 08	5.0- 6- 1- 1- 3- 9*
CS Northridge	Feb 13	6.1- 4- 3- 1- 1- 6*
Utah	Feb 14	6.0- 3- 0- 0- 2- 7*	1.0- 1- 0- 0- 1- 1
Oklahoma	Feb 15
Gonzaga	Feb 16	2.0- 2- 0- 0- 0- 4
Lamar	Feb 20	4.1- 6- 3- 3- 1- 3*	1.0- 2- 2- 2- 1- 1
Memphis	Feb 21
Rice	Feb 22	9.0- 3- 1- 1- 2- 7*
Arizona	Feb 24
Connecticut	Feb 27	5.0- 0- 0- 0- 3- 2*	0.2- 0- 1- 1- 3- 2
Connecticut	Feb 28
Connecticut	Feb 29	3.0- 3- 1- 1- 1- 1*	2.0- 4- 3- 2- 2- 2
East Carolina	Mar 05	5.1- 5- 3- 3- 5- 1*
East Carolina	Mar 06	7.0- 5- 4- 3- 3- 4*
East Carolina	Mar 07	3.0- 1- 0- 0- 1- 3*
East Carolina	Mar 12	4.1- 9- 5- 3- 1- 3*
Tulane	Mar 13	5.2- 4- 1- 1- 5- 5*
Tulane	Mar 14	0.1- 0- 0- 0- 0- 0
Tulane	Mar 16
Oklahoma State	Mar 17	1.0- 1- 0- 0- 0- 0	2.0- 4- 3- 2- 2- 2*
Oklahoma State	Mar 19	3.0- 4- 2- 2- 2- 1*
California	Mar 20	1.1- 4- 3- 3- 2- 0*	0.1- 5- 8- 1- 2- 0
California	Mar 21	7.0- 6- 2- 2- 1- 5*
Washington	Mar 26	4.1- 5- 5- 3- 4- 6*
Washington	Mar 27
Washington	Mar 28	4.0- 3- 2- 1- 1- 3*
USC	Apr 02	8.1- 7- 3- 3- 6- 7*
USC	Apr 03	0.0- 0- 1- 1- 0- 0	3.1- 4- 5- 5- 1- 2
USC	Apr 04	4.0- 5- 5- 5- 0- 2*
Oral Roberts	Apr 08	0.0- 1- 0- 0- 1- 0	2.0- 1- 0- 0- 0- 0
Oral Roberts	Apr 09	7.0- 5- 1- 1- 2- 6*	2.0- 1- 0- 0- 1- 2
Oral Roberts	Apr 10	5.0- 6- 4- 3- 3- 3*
Arizona	Apr 12	1.2- 2- 0- 0- 0- 5
UCLA	Apr 16
UCLA	Apr 17	7.0- 5- 1- 1- 2- 2*	1.1- 0- 0- 0- 0- 2
UCLA	Apr 18	4.0- 8- 3- 3- 0- 2*	3.0- 5- 2- 2- 0- 3
UCLA	Apr 23	9.0- 9- 5- 5- 3- 0*
Washington State	Apr 24	6.1- 7- 2- 2- 1- 4*	2.2- 1- 0- 0- 0- 3
Washington State	Apr 25
Washington State	Apr 27	1.0- 1- 1- 1- 2- 1	1.0- 2- 0- 0- 0- 1
Wichita State	Apr 28	1.1- 3- 2- 2- 1- 2	1.1- 1- 0- 0- 0- 1
Wichita State	Apr 28	6.1- 2- 1- 0- 4- 5*	5.0- 2- 1- 1- 2- 7*
New Mexico State	May 03	1.0- 1- 0- 0- 0- 0
New Mexico State	May 04	4.0- 5- 0- 0- 2- 1*	2.0- 0- 0- 0- 1- 4
Oregon State	May 14	5.0- 4- 3- 3- 5- 3*	8.1- 9- 1- 1- 2- 12*	0.2- 1- 0- 0- 0- 1
Oregon State	May 15
Oregon State	May 16
New Mexico	May 18	2.0- 2- 1- 1- 1- 4
New Mexico	May 19



Sum Devil Baseball 2004 -- Career/Season Statistics



Player	SEASON										CAREER																
	AVG	GP-GS	AB	R	H	2B	3B	HR	RBI	BB	HBP	SO	SB-ATT	AVG	GP-GS	AB	R	H	2B	3B	HR	RBI	BB	HBP	SO	SB-ATT	
2 Dustin Pedroia...	.411	50-50	207	68	85	22	1	9	48	41	5	10	6-11	.388	176-176	740	202	287	69	6	14	145	101	16	42	14-27	
20 Nick Walsh.....	.368	43-36	125	27	46	7	0	0	22	19	6	9	5-10	.316	184-97	399	109	126	19	1	1	69	92	26	44	14-25	
15 Josh Asanovich...	.366	40-32	112	34	41	9	2	3	29	17	10	13	4-6	.366	40-32	112	34	41	9	2	3	29	17	10	13	4-6	
4 Travis Buck.....	.358	50-50	187	53	67	13	1	8	53	38	9	28	10-12	.340	116-115	426	112	145	26	4	12	99	73	20	56	22-26	
39 Tuffy Gosewisch..	.355	50-49	166	34	59	13	0	2	42	29	4	28	0-2	.324	139-106	349	81	113	22	0	4	85	55	13	59	2-4	
32 Chris Cook.....	.333	36-16	81	21	27	7	0	5	21	7	2	30	1-1	.333	36-16	81	21	27	7	0	5	21	7	2	30	1-1	
10 Joe Persichina...	.323	47-37	127	25	41	6	1	1	20	19	5	15	3-4	.323	47-37	127	25	41	6	1	1	20	19	5	15	3-4	
19 Joel Bocchi.....	.316	28-14	57	10	18	3	0	0	13	11	9	12	0-0	.300	88-44	170	30	51	11	1	2	37	28	14	40	1-1	
9 Colin Curtis.....	.305	49-49	167	36	51	11	0	5	35	34	5	31	10-12	.305	49-49	167	36	51	11	0	5	35	34	5	31	10-12	
11 Jeff Larish.....	.294	48-48	201	36	59	16	0	4	41	30	1	42	3-7	.334	147-145	563	147	188	38	5	25	160	137	7	103	6-13	
37 Zechry Zinicola...	.274	26-20	84	18	23	7	0	3	22	11	1	20	0-0	.274	38-24	84	18	23	7	0	3	22	11	1	20	0-0	
6 Seth Dhaenens....	.271	38-24	85	26	23	3	0	0	7	22	0	19	3-7	.271	38-24	85	26	23	3	0	0	7	22	0	19	3-7	
16 Nick Cadena.....	.239	31-10	67	11	16	2	0	3	11	3	1	15	1-1	.247	74-29	166	27	41	5	0	9	40	11	2	39	2-2	

17 Ryan McKenna.....	.324	24-4	34	9	11	1	1	1	7	4	0	6	1-1	.283	93-34	166	37	47	5	2	2	30	29	4	33	5-7	
60 Garrett Schoenber	.000	8-0	7	0	0	0	0	0	0	0	0	2	0-0	.067	17-0	15	0	1	0	0	0	0	0	0	5	0-0	
26 Pat Cassa.....	.000	3-0	1	0	0	0	0	0	0	0	0	0	0-0	.000	22-5	1	0	0	0	0	0	0	0	0	0	0-0	
50 Travis Webb.....	.000	1-0	1	0	0	0	0	0	0	0	0	1	0-0	.000	9-0	1	0	0	0	0	0	0	0	0	1	0-0	
51 Joe Cosentino....	.000	1-0	1	0	0	0	0	0	0	0	0	0	0-0	.000	1-0	1	0	0	0	0	0	0	0	0	0	0-0	
Totals.....	.329	50-50	1744	414	574	121	6	44	375	290	59	291	47-75														
Opponents.....	.262	50-50	1690	258	442	65	10	39	237	218	41	389	39-55														

(All games Sorted by Earned run avg)

Player	ERA	W-L	APP	GS	CG	SHO/CBO	SV	IP	H	R	ER	BB	SO	ERA	W-L	APP	GS	CG	SHO/CBO	SV	IP	H	R	ER	BB	SO
34 Jason Urquidez....	2.94	10-2	16	14	1	0/1	0	82.2	75	30	27	38	80	2.94	10-2	16	14	1	0/1	0	82.2	75	30	27	38	80
37 Zechry Zinicola..	3.40	4-2	20	4	0	0/0	6	45.0	42	19	17	12	46	3.40	4-2	20	4	0	0/0	6	45.0	42	19	17	12	46
35 Jeff Mousser.....	3.57	5-3	14	14	1	0/0	0	75.2	67	36	30	33	35	3.57	5-3	14	14	1	0/0	0	75.2	67	36	30	33	35
45 Erik Averill.....	4.81	4-2	21	3	0	0/0	1	58.0	57	35	31	17	42	4.12	12-4	41	18	0	0/3	1	144.0	144	76	66	36	103
26 Pat Cassa.....	5.32	3-1	19	5	0	0/1	1	45.2	51	32	27	20	38	5.32	3-1	19	5	0	0/1	1	45.2	51	32	27	20	38

40 Pat Bresnahan....	5.17	3-2	21	1	0	0/1	5	38.1	38	28	22	25	42	5.17	3-2	21	1	0	0/1	5	38.1	38	28	22	25	42
21 Quentin Andes....	5.18	4-1	17	0	0	0/0	2	24.1	26	15	14	14	25	5.18	4-1	17	0	0	0/0	2	24.1	26	15	14	14	25
47 Ty Marotz.....	5.23	0-0	14	3	0	0/1	0	20.2	22	14	12	12	23	5.23	0-0	14	3	0	0/1	0	20.2	22	14	12	12	23
41 Josh Blake.....	5.89	1-0	11	0	0	0/1	1	18.1	22	15	12	13	13	5.89	1-0	11	0	0	0/1	1	18.1	22	15	12	13	13
49 Brett Bordes.....	6.00	3-0	11	6	0	0/1	1	33.0	32	23	22	26	38	4.72	4-1	38	6	0	0/3	1	61.0	53	35	32	54	65
50 Travis Webb.....	6.75	0-0	8	0	0	0/1	0	5.1	10	11	4	8	7	6.75	0-0	8	0	0	0/1	0	5.1	10	11	4	8	7
Totals.....	4.35	37-13	50	50	2	3/3	17	447.0	442	258	216	218	389													
Opponents.....	7.44	13-37	50	50	0	1/1	6	423.1	574	414	350	290	291													



Sun Devil Baseball 2004

Position Players 2004 Single Game and Career Highs

#2 Dustin Pedroia, SS (Woodland, Calif.)

Category	2004 Best	Career Best (last)
At Bats	6 - 3x (UNM; 5/18)	7 (UCLA; 4/18/03)
Runs	3 - 8x (UNM; 5/18)	4 (WASH; 5/18/03)
Hits	4 - 3x (UCLA; 4/16)	4 - 6x (UCLA; 4/16/04)
RBI	5 (TUL; 3/13)	Same
BB	3 - 2x (UCLA; 4/18)	3 - 3x (UCLA; 4/18/04)
SB	1 - 6x (OSU; 5/14)	1 - 14x (OSU; 5/14/04)
2B	4 (GU; 2/16)	Same
HR	2 (WST; 4/27)	Same
Hit Streak	10 games	22 games

#4 Travis Buck, OF (Richland, Wash.)

Category	2004 Best	Career Best (last)
At Bats	6 (OKST; 3/17)	7 (BYU; 2/7/03)
Runs	4 (Cal; 3/21)	Same
Hits	5 (UConn; 2/29)	5 - 2x (2/29/04)
RBI	8 (UConn; 2/29)	Same
BB	3 (FSU; 2/8)	Same
SB	1 - 10x (NMSU; 5/19)	2 - 2x (SUU; 2/7/03)
2B	4 (UConn; 2/28)	Same
HR	1 - 8x (WSU; 4/24)	1 - 11x (WSU; 4/24/04)
Hit Streak	13 games	13 games

#6 Seth Dhaenens, INF (Chandler, Ariz.)

Category	2004 Best	Career Best (last)
At Bats	5 - 3x (UNM; 5/18)	Same
Runs	4 (UConn; 2/29)	Same
Hits	3 (UNM; 5/18)	Same
RBI	2 (UNM; 5/18)	Same
BB	3 - 2x (WASH; 3/28)	Same
SB	1 - 3x (NMSU; 5/19)	Same
2B	1 - 3x (NMSU; 5/19)	Same
HR	None	None
Hit Streak	6 games	Same

#9 Colin Curtis, OF (Issaquah, Wash.)

Category	2004 Best	Career Best (last)
At Bats	5 - 3x (WST; 4/27)	Same
Runs	3 - 2x (CSUN; 2/13)	Same
Hits	3 - 3x (Cal; 3/21)	Same
RBI	5 (NMSU; 5/3)	Same
BB	3 (UConn; 2/28)	Same
SB	2 (LU; 2/20)	Same
2B	2 (Cal; 3/21)	Same
HR	1 - 5x (NMSU; 5/3)	Same
Hit Streak	9 games	Same

#10 Joe Persichina, INF (Rollings Hills Estates, Calif.)

Category	2004 Best	Career Best (last)
At Bats	5 - 2x (NMSU; 5/3)	Same
Runs	3 (ECU; 3/7)	Same
Hits	4 (WSU; 4/23)	Same
RBI	3 (ORU; 4/8)	Same
BB	2 - 2x (ECU; 3/7)	Same
SB	1 - 3x (NMSU; 5/4)	Same
2B	2 (ECU; 3/7)	Same
3B	1 (ORU; 4/8)	Same
HR	1 (MEM; 2/21)	Same
Hit Streak	3 games	Same

#11 Jeff Larish, OF (Tempe, Ariz.)

Category	2004 Best	Career Best (last)
At Bats	6 - 2x (NMSU; 5/3)	6 - 6x (NMSU; 5/3/04)
Runs	3 - 2x (UNM; 5/18)	4 (PORT; 5/15/02)
Hits	4 (NMSU; 5/3)	4 - 4x (NMSU; 5/3/04)
RBI	4 - 2x (OKST; 3/17)	9 (SDSU; 1/26/03)
BB	3 (FSU; 2/8)	4 (WSU; 4/27/03)
SB	1 - 3x (NMSU; 5/4)	1 - 6x (NMSU; 5/4/04)
2B	2 (OKST; 3/17)	4 (ARIZ; 5/25/03)
HR	1 - 4x (UNM; 5/18)	2 (SDSU; 1/26/03)
Hit Streak	13 games	17 games

#15 Josh Asanovich, INF (Gold Canyon, Ariz.)

Category	2004 Best	Career Best (last)
At Bats	5 - 4x (WST; 4/27)	Same
Runs	4 (UConn; 2/29)	Same
Hits	3 - 3x (WST; 4/27)	Same
RBI	4 (UConn; 2/29)	Same
BB	3 - 2x (NMSU; 5/3)	Same
SB	2 (Arizona; 4/12)	Same
2B	2 (UConn; 2/29)	Same
HR	1 - 3x (WST; 4/27)	Same
Hit Streak	9 games	Same

#16 Nick Cadena, OF (Glendale, Ariz.)

Category	2004 Best	Career Best (last)
At Bats	6 (UConn; 2/29)	6 - 2x (UConn; 2/29/04)
Runs	3 (UNM; 5/18)	3 - 3x (UNM; 5/18/04)
Hits	3 - 2x (TUL; 3/13)	3 - 5x (TUL; 3/13/04)
RBI	2 - 2x (USC; 4/4)	5 (USC; 5/19/02)
BB	1 - 2x (UNM; 5/18)	1 - 8x (UNM; 5/18/04)
SB	1 (FSU; 2/8)	1 - 2x (FSU; 2/8/04)
2B	1 (USC; 4/3)	1 - 3x (UHH; 1/19/03)
HR	1 - 3x (UNM; 5/18)	2 - 2x (USC; 5/19/02)
Hit Streak	2 games	4 games

#17 Ryan McKenna, OF (Elgin, Ill.)

Category	2004 Best	Career Best (last)
At Bats	5 (NMSU; 5/19)	6 (Tenn; 5/2/01)
Runs	2 - 2x (UNM; 5/18)	3 (UCLA; 4/14/02)
Hits	3 (NMSU; 5/19)	Same
RBI	3 - 2x (UNM; 5/18)	3 - 3x (UNM; 5/18/04)
BB	1 - 2x	2 - 2x (Nevada; 5/16/01)
SB	None	1 - 3x (OKST; 3/10/02)
2B	1 (FSU; 2/7)	1 - 5x (FSU; 2/7/04)
HR	1 (UNM; 5/18)	1 - 2x (UNM; 5/18/04)
Hit Streak	1 game	4 games

#19 Joel Bocchi, C/DH (Phoenix, Ariz.)

Category	2004 Best	Career Best (last)
At Bats	4 - 5x (Cal; 3/21)	5 (UHH; 1/17/03)
Runs	2 - 3x (OKST; 3/17)	2 - 3x (OKST; 3/17/04)
Hits	2 - 4x (UNM; 5/18)	4 (UHH; 1/17/03)
RBI	3 (Cal; 3/21)	3 - 4x (Cal; 3/21/04)
BB	2 - 2x (ECU; 3/7)	Same
SB	None	1 (UHH; 1/17/03)
2B	1 - 3x (Cal; 3/21)	1 - 7x (Cal; 3/21)
HR	None	1 - 2x (BYU; 2/8/03)
Hit Streak	6 games	6 games



Sun Devil Baseball 2004

Position Players/Pitchers Single-Game and Career Highs

#20 Nick Walsh, 2B/UTL (Alamo, Calif.)

Category	2004 Best	Career Best (last)
At Bats	5 (USC; 4/2)	6 - 2x (OSU; 5/14/03)
Runs	3 (USC; 4/2)	5 (WSU; 4/27/03)
Hits	4 (USC; 4/2)	6 (WSU; 4/27/03)
RBI	3 (ECU; 3/7)	7 (WSU; 4/27/03)
BB	2 (ORU; 4/8)	4 (UCLA; 5/19/01)
SB	1 - 4x (WSU; 4/23)	1 - 14x (4/23/04)
2B	1 - 7x (OSU; 5/16)	3 (WSU; 4/27/03)
HR	None	1 (WSU; 4/13/01)
Hit Streak	5 games	8 games

#27 Taylor Holiday, UTL (Laguna Niguel, Calif.)

Category	2004 Best	Career Best (last)
At Bats	---	None
Runs	---	None
Hits	---	None
RBI	---	None
BB	---	None
SB	---	None
2B	---	None
HR	---	None
Hit Streak	---	None

#32 Chris Cook, 1B (Mesa, Ariz.)

Category	2004 Best	Career Best (last)
At Bats	5 (WSU; 4/23)	Same
Runs	2 - 2x (OKST; 3/17)	Same
Hits	4 (UConn; 2/27)	Same
RBI	6 (UNM; 5/18)	Same
BB	2 (USC; 4/4)	Same
SB	1 (UConn; 2/29)	Same
2B	2 (UConn; 2/27)	Same
HR	1 - 5x (NMSU; 5/19)	Same
Hit Streak	5 games	Same

#37 Zechry Zinicola, DH (San Bernadino, Calif.)

Category	2004 Best	Career Best (last)
At Bats	7 (UNM; 5/18)	Same
Runs	4 (NMSU; 5/3)	Same
Hits	2 - 2x (OKST; 3/16)	Same
RBI	3 (UConn; 2/29)	Same
BB	3 (WST; 4/27)	Same
SB	None	None
2B	2 (NMSU; 5/3)	None
HR	1 - 3x (OSU; 5/16)	Same
Hit Streak	6 games	Same

#39 Tuffy Gosewisch, C (Scottsdale, Ariz.)

Category	2004 Best	Career Best (last)
At Bats	5 - 2x (WSU; 4/23)	5 - 5x (WSU; 4/23/04)
Runs	3 (UConn; 2/29)	Same
Hits	3 - 2x (ECU; 3/7)	3 - 4x (ECU; 3/7/04)
RBI	4 (NMSU; 5/3)	Same
BB	2 - 4x (NMSU; 5/3)	2 - 7x (NMSU; 5/3/04)
SB	None	1 - 2x (OKLA; 4/30/03)
2B	2 (FSU; 2/6)	2 - 2x (FSU; 2/6/04)
HR	1 - 2x (ORU; 4/9)	1 - 4x (ORU; 4/9/04)
Hit Streak	6 games	8 games

#21 Quentin Andes, RHP (Albuquerque, N.M.)

Category	2004 Best	Career Best (last)
Innings	3.0 - 2x (WASH; 3/27)	Same
Runs Allowed	3 (USC; 4/4)	Same
ER Allowed	3 (USC; 4/4)	Same
K's	4 - 2x (NMSU; 5/4)	Same
BB	3 (UConn; 2/27)	Same
Hits Allowed	4 (USC; 4/4)	Same
WP	None	None
HBP	1 - 4x (OSU; 5/16)	Same
Pitches	50 (NMSU; 5/19)	Same

#26 Pat Cassa, LHP (Cypress, Calif.)

Category	2004 Best	Career Best (last)
Innings	6.1 (UNM; 5/18)	Same
Runs Allowed	4 (WST; 4/27)	Same
ER Allowed	4 (WST; 4/27)	Same
K's	9 (Memphis; 2/21)	Same
BB	3 (UConn; 2/28)	Same
Hits Allowed	10 (UNM; 5/18)	Same
WP	1 (UNM; 5/18)	None
HBP	None	None
Pitches	119 (UNM; 5/18)	Same

#34 Jason Urquidez, RHP (Simi Valley, Calif.)

Category	2004 Best	Career Best (last)
Innings	9.0 (Rice; 2/22)	Same
Runs Allowed	5 (WASH; 3/26)	Same
ER Allowed	3 - 4x (USC; 4/2)	Same
K's	12 (OSU; 5/15)	Same
BB	6 (USC; 4/2)	Same
Hits Allowed	9 (OSU; 5/15)	Same
WP	1 - 2x (ORU; 4/9)	Same
HBP	2 (WSU; 4/24)	Same
Pitches	141 (USC; 4/2)	Same

#35 Jeff Mouser, RHP (Tempe, Ariz.)

Category	2004 Best	Career Best (last)
Innings	9.0 (WSU; 4/23)	9.0 - 3x (WSU; 4/23/04)
Runs Allowed	5 - 2x (USC; 4/4)	13 - 2x (UNM; 3/13/03)
ER Allowed	5 (USC; 4/4)	13 (UNM; 3/13/03)
K's	6 (CSUN; 2/13)	10 - 2x (AFA; 4/25/02)
BB	5 (OSU; 5/14)	5 - 3x (OSU; 5/14/04)
Hits Allowed	9 (TUL; 3/12)	13 - 3x (SDSU; 5/8/03)
WP	1 (LU; 2/20)	2 (WSU; 2/27/03)
HBP	3 (USC; 4/4)	5 (UNM; 3/13/03)
Pitches	126 (WSU; 4/23)	N/A

*includes career at BYU (2001-03)

#37 Zechry Zinicola, RHP (San Bernadino, Calif.)

Category	2004 Best	Career Best (last)
Innings	7.0 (Cal; 3/21)	Same
Runs Allowed	5 (USC; 4/3)	Same
ER Allowed	5 (USC; 4/3)	Same
K's	5 - 2x (ARIZ; 4/12)	Same
BB	2 - 2x (OKST; 3/17)	Same
Hits Allowed	6 (Cal; 3/21)	Same
WP	1 - 3x (WASH; 3/28)	Same
HBP	1 - 3x (WSU; 4/24)	Same
Pitches	103 (Cal; 3/21)	Same



Sun Devil Baseball 2004

Pitchers Single-Game Career and 2004 Highs

#38 Ladd Hall, RHP (Hereford, Ariz.)

Category	2004 Best	Career Best (last)
Innings	---	None
Runs Allowed	---	None
ER Allowed	---	None
K's	---	None
BB	---	None
Hits Allowed	---	None
WP	---	None
HBP	---	None
Pitches	---	None

#40 Pat Bresnehan, RHP (Sherborn, Mass.)

Category	2004 Best	Career Best (last)
Innings	5.0 (Gonzaga; 2/16)	Same
Runs Allowed	6 (ORU; 4/8)	Same
ER Allowed	3 - 4x (WSU; 4/25)	Same
K's	7 (Gonzaga; 2/16)	Same
BB	4 - 2x (ORU; 4/8)	Same
Hits Allowed	6 (Cal; 3/21)	Same
WP	1 - 3x (ARIZ; 4/12)	Same
HBP	1 - 4x (USC; 4/4)	Same
Pitches	81 (Gonzaga; 2/16)	Same

#41 Josh Blake, LHP (Overland Park, Kan.)

Category	2004 Best	Career Best (last)
Innings	4.1 (Cal; 3/20)	Same
Runs Allowed	4 (UConn; 2/29)	Same
ER Allowed	4 (UConn; 2/29)	Same
K's	4 - 2x (Cal; 3/20)	Same
BB	4 (UCLA; 4/16)	Same
Hits Allowed	6 (UConn; 2/29)	Same
WP	1 (UConn; 2/29)	Same
HBP	1 - 2x (OKST; 3/17)	Same
Pitches	76 (Cal; 3/20)	Same

#45 Erik Averill, LHP (Orange, Calif.)

Category	2004 Best	Career Best (last)
Innings	5.0 (FSU; 2/7)	7.1 (UHH; 1/18/03)
Runs Allowed	7 (Gonzaga; 2/16)	Same
ER Allowed	6 (WASH; 3/26)	Same
K's	4 (TUL; 3/12)	8 (CSF; 6/6/03)
BB	3 (FSU; 2/7)	3 - 2x (FSU; 2/7/04)
Hits Allowed	8 - 2x (ORU; 4/8)	10 (CAL; 4/11/03)
WP	1 - 3x (OSU; 5/14)	1 - 4x (OSU; 5/14/04)
HBP	2 (WSU; 4/25)	4 (USC; 3/29/03)
Pitches	90 (FSU; 2/7)	110 (Cal; 4/11/03)

#47 Ty Marotz, RHP (Crystal Lake, Ill.)

Category	2004 Best	Career Best (last)
Innings	3.2 (NMSU; 5/19)	Same
Runs Allowed	3 - 3x (NMSU; 5/19)	Same
ER Allowed	3 (NMSU; 5/19)	Same
K's	5 (NMSU; 5/19)	Same
BB	2 - 2x (NMSU; 5/19)	Same
Hits Allowed	7 (NMSU; 5/19)	Same
WP	1 - 2x (NMSU; 5/19)	Same
HBP	None	None
Pitches	75 (NMSU; 5/19)	Same

#49 Brett Bordes, LHP (Mesa, Ariz.)


Category	2004 Best	Career Best (last)
Innings	6.0 - 2x (WASH; 3/27)	Same
Runs Allowed	6 (FSU; 2/7)	Same
ER Allowed	6 (FSU; 2/7)	Same
K's	10 (Arizona; 2/24)	Same
BB	5 (WASH; 3/27)	Same
Hits Allowed	6 (Cal; 3/20)	Same
WP	1 - 2x (UCLA; 4/18)	1 - 3x (UCLA; 4/18/04)
HBP	2 (Cal; 3/20)	2 (Cal; 3/20/04)
Pitches	106 (WASH; 3/27)	Same

#50 Travis Webb, LHP (Spokane, Wash.)

Category	2004 Best	Career Best (last)
Innings	2.0 (UNM; 5/18)	Same
Runs Allowed	8 (Cal; 3/20)	Same
ER Allowed	1 - 3x (UNM; 5/18)	Same
K's	4 (UNM; 5/18)	Same
BB	3 (UConn; 2/27)	Same
Hits Allowed	8 (Cal; 3/20)	Same
WP	None	None
HBP	1 (USC; 4/3)	Same
Pitches	41 (UNM; 5/18)	Same



Sun Devil Baseball 2004



Last Time it Happened in Sun Devil Baseball...

(Through 50 Games of 2004 Season)

Hitting Categories:

A SUN DEVIL HIT A GRAND SLAM: Chris Cook, May 18, 2004 at New Mexico (1st inning at Isotopes Park)
HIT A WALK-OFF HOME RUN: Jeremy West, April 26, 2003 vs. Washington State (2-Run HR in 10th inning)
A SUN DEVIL LED OFF A GAME WITH A HR: Dustin Pedroia, Mar. 13, 2004 vs. #11 Tulane (1-1 count at Packard Stadium)
A SUN DEVIL HIT FOR THE CYCLE: Travis Buck, March 7, 2003 vs. Southern Utah (19-0 win)
THE DEVILS HIT FOR THE CYCLE TO OPEN A GAME: April 27, 2003 vs. Washington State in first inning (HR/2B/1B/3B)
THE DEVILS HIT BACK-TO-BACK HOME RUNS: Steve Garabrants and Andre Ethier, May 25, 2003 vs. Arizona (7th Inning)
A SUN DEVIL HIT TWO HOME RUNS IN ONE GAME: Dustin Pedroia, April 27, 2004 at Wichita State
A SUN DEVIL HIT THREE HOME RUNS IN A GAME: Jeremy West, April 27, 2003 vs. Washington State
A SUN DEVIL HAD 5 HITS IN A GAME: Travis Buck, Feb. 29, 2004 vs. Connecticut (5-for-5, 8 RBI, HR, 2B)
A SUN DEVIL HAD 6 HITS IN A GAME: Nick Walsh, April 27, 2003 vs. Washington State (6-for-6, 7 RBI, 3 2B)
A SUN DEVIL HAD 7 HITS IN A GAME: Jerry Mantlo, Feb. 6, 1972, vs. Michigan
A SUN DEVIL HAD 3 DOUBLES IN A GAME: Dustin Pedroia, Feb. 16, 2004 vs. Gonzaga
A SUN DEVIL HAD 4 DOUBLES IN A GAME: Travis Buck, Feb. 28 vs. Connecticut (16-5 victory)
A SUN DEVIL HIT 2 TRIPLES IN A GAME: Mel Stocker, May 13, 2000, vs. Washington (Packard Stadium)
A SUN DEVIL HAD 7 RBI IN A GAME: Nick Walsh, April 27, 2003 vs. Washington State
A SUN DEVIL HAD 8 RBI IN A GAME: Travis Buck, Feb. 29, 2004 vs. UConn (5-for-5, HR, 2B)
A SUN DEVIL HAD 9 RBI IN A GAME: Jeremy West, April 27, 2003 vs. Washington State
A SUN DEVIL STOLE 4 BASES IN A GAME: Mel Stocker, Feb. 1, 2001, vs. Southern Utah (Packard Stadium)
A SUN DEVIL STRAIGHT STEAL OF HOME: Colin Curtis, Feb. 20, 2004 vs. Lamar (Reckling Park, Houston, Texas, 8th inning)
A SUN DEVIL STRUCK OUT FOUR OR MORE TIMES IN A GAME: Zechry Zinicola, April 28, 2004 at Wichita State
A SUN DEVIL WALKED FOUR TIMES IN A GAME: Jeremy West, March 15, 2003 vs. Oklahoma (3 intentional)
A SUN DEVIL HITTER STRANDED SIX RUNNERS ON BASE: Andre Ethier (6), February 17, 2003 vs. Gonzaga
A SUN DEVIL RECORDED 13 TOTAL BASES: Jeremy West (14), April 27, 2003 vs. Washington State (3 HR, 2 1B)
A SUN DEVIL HAD TWO SAC BUNTS IN A GAME: Travis Buck, April 23, 2005 at Washington State
A SUN DEVIL SCORED FIVE RUNS IN A GAME: Nick Walsh, April 27, 2003 vs. Washington State
A SUN DEVIL WAS HIT BY PITCHES TWO OR MORE TIMES: Travis Buck (2), April 25, 2003 vs. Washington State
AN OPPONENT HIT TWO HOME RUNS IN ONE GAME: Ryan McCarthy (UCLA), April 18, 2004 at Jackie Robinson Stadium

Pitching Categories:

A SUN DEVIL PITCHER THREW A NO-HITTER: Kevin Rawitzer, March 2, 1993, vs. Southern Utah (ASU 7, SUU 0)
A SUN DEVIL PITCHER THREW A PERFECT GAME: Eddie Bane, March 2, 1973, vs. Cal State Northridge (ASU 9, CSUN 0)
A SUN DEVIL PITCHER THREW A ONE-HITTER: Drew Friedberg, Jan. 24, 1999, vs. Hawaii-Hilo (ASU 10, Hilo 0)
A SUN DEVIL PITCHER THREW A TWO-HITTER: Will Waldrip, Jan. 23, 1999, vs. Hawaii-Hilo (ASU 3, Hilo 0)
ARIZONA STATE WAS NO-HIT: Phil Keller (Stanford), March 23, 1970 (Stanford 1, ASU 0)
ARIZONA STATE WAS ONE-HIT: Alan Dunn/Tim Meacham (Alabama), June 10, 1983 (Alabama 6, ASU 0)
A SUN DEVIL PITCHER THREW A COMPLETE GAME: Jeff Mousser, April 23, 2004 at Washington State (17-5 victory)
A SUN DEVIL PITCHER THREW BACK-TO-BACK COMPLETE GAMES: Robbie McClellan (3/2, 3/8, 2002)
AN OPPOSING PITCHER THREW A COMPLETE GAME: Mark Romanczuk (Stanford), March 24, 2003 (4-2 Stanford Win)
THE SUN DEVILS SHUT OUT AN OPPONENT (1 OR MORE PITCHERS): Arizona, Feb. 24, 2004 (3 times in 2004)
THE SUN DEVILS WERE SHUT OUT: Oklahoma (David Purcey/Jarod McAuliff), Feb. 15, 2004 (Oklahoma 6, ASU 0)
A SUN DEVIL STRUCK OUT 10 OR MORE BATTEES IN A GAME: Jason Urquidez (12), May 15, 2004 vs. Oregon State (8.1 IP)
A SUN DEVIL STRUCK OUT 15 OR MORE BATTEES IN A GAME: Mike Esposito (17), March 29, 2002 vs. UW
AN OPPOSING PITCHER STRUCK OUT 10 OR MORE SUN DEVILS: Rik Currier, USC, (11), April 28, 2000
THE SUN DEVIL PITCHING STAFF DID NOT WALK A BATTER: at UCLA, April 17, 2004 at Jackie Robinson Stadium
A SUN DEVIL PITCHER RECORDED 10 WINS IN A SEASON: Jason Urquidez (2004) -- 10-2
A SUN DEVIL PITCHER HIT THREE BATTEES IN A GAME: Jeff Mousser (3), April 4, 2004 vs. USC (10-3 loss at Packard Stadium)

Fielding Categories:

THE SUN DEVILS HAD NO ERRORS IN A GAME: May 19 at New Mexico State (12-5 win) - 17 times in 2004.
THE SUN DEVILS COMMITTED FIVE ERRORS IN A GAME: April 17, 2001 at New Mexico State (19-16 loss)
A SUN DEVIL COMMITTED THREE OR MORE ERRORS IN A GAME: Joel Bocchi, Mar. 29, 2002 vs. Washington (3)
A SUN DEVIL HAD 15 OR MORE PUTOITS IN A GAME: Tuffy Gosewisch (16), Feb. 8, 2004 vs. Florida State
A SUN DEVIL HAD 20 OR MORE PUTOITS IN A GAME: Jeff Phelps (21), March 6, 1999, vs. Stanford
A SUN DEVIL HAD EIGHT OR MORE ASSISTS IN A GAME: Dennis Wyrick (SS), Feb. 6, 2000, vs. Florida State
THE SUN DEVILS TURNED FIVE DOUBLE PLAYS IN A GAME: May 7, 1999, vs. Washington (Husky Ballpark)
THE SUN DEVILS TURNED A TRIPLE PLAY: April 16, 2004 at UCLA (Travis Buck (RF), Dustin Pedroia (SS), Seth Dhaenens (3B)).

Scoring and Misc. Categories:

THE SUN DEVILS RECORDED 20 OR MORE HITS: 26, May 18, 2004 at New Mexico (22-4 win at Isotopes Park)
THE SUN DEVILS RECORDED 20 HITS IN BACK-TO-BACK GAMES: WSU/UCLA, April 17, 25, 2003 (21 and 21)
THE SUN DEVILS SCORED 20 OR MORE RUNS: 22, May 18, 2004 at New Mexico (22-4 win at Isotopes Park)
THE SUN DEVILS SCORED 30 OR MORE RUNS: 32, March 4, 2000, vs. Arizona (Packard Stadium)
THE SUN DEVILS SCORED 10 OR MORE RUNS IN AN INNING: (10 - 4th) at Washington State, April 23, 2004 (17-5 win)
THE SUN DEVILS LEFT 15 OR MORE RUNNERS ON BASE: Florida State (15) -- 12-6 win at Packard Stadium.
ASU SWEPT A THREE-GAME PAC-10 SERIES: Oregon State; May 14-16, 2004 (9-3, 3-1, 8-4)
ASU WAS SWEPT IN A PAC-10 SERIES: at UCLA, April 16-18, 1999 (11-10 L, 9-3 L, 8-6 L)
ASU WAS SWEPT IN A PAC-10 SERIES AT HOME: vs. USC, March 27-29, 1997 at Packard Stadium (12-7 L, 15-4 L, 11-7 L)
THE SUN DEVILS PLAYED BACK-TO-BACK EXTRA-INNING GAMES: March 22-23, 2003 vs. Stanford at Packard Stadium

